

Student Name _____

TK/Kindergarten

Dear Parents,

We are so excited about the opportunity to have your child join us in kindergarten next year! It is truly a privilege to partner with your family during this important season of learning and growth.

While summer should absolutely be a time for fun, rest, and making special memories, it can also be a great opportunity to keep young minds engaged in simple, meaningful ways. To help support your child, we have put together a collection of easy and enjoyable activities you can do together over the summer. These are designed to reinforce important skills while keeping learning fun and stress-free. Below is what you will find in the work packet.

- June & July calendars with some activities to complete together to keep students' brains engaged.
- Handwriting paper to complete some of the June & July activities.
- Letter, word, and number practice pages. (pages 2-10)
- 2 pages of high frequency words to practice memorizing.
- Number cards to cut out. Practice identifying the numbers and putting them in order.

We can't wait to see everyone in August! Please reach out to beth.tidwell@parkviewbaptist.com (Elementary Principal) or gina.wilson@parkviewbaptist.com (Elementary Assistant Principal) if you have any questions over the summer.

God Bless,
Kindergarten Teachers



JUNE 2026



SUNDAY	MONDAY	TUESDAY	WEDNESDAY	THURSDAY	FRIDAY	SATURDAY
	1	2 What rhymes with top, bun, sit	3	4 Write your name 4 times. page 1	5	6
7	8 Say 5 words that rhyme with cat.	9	10 Say all the days of the week.	11	12 Write all of your upper and lower letters. page 2 and 3	13
14	15	16 Read sight word cards.	17	18 Count, cut, and paste. page 4	19	20
21	22 Beginning sounds picnic page 5	23	24 Say the ABC's and the sounds of each.	25	26 Count 20 items.	27
28	29	30 What words begin with: m, a, s, t, p?	Write down the title to three books that were read to you.			



JULY 2026



SUNDAY	MONDAY	TUESDAY	WEDNESDAY	THURSDAY	FRIDAY	SATURDAY
			1	2 Read sight word cards.	3	4
5	6 Count and write. page 6	7	8 Missing Letters page 7	9	10	11 Say all the months of the year.
12	13	14 Say the ending sound for bat, fun, car.	15	16 Twenty Frame Counting page 8	17	18
19	20 Color by Color Words page 9	21	22 Say the ABC's and the sounds of each.	23	24 Practice number cards 1-20.	25
26	27	28 Addition page 10	29	Read sight word cards.		


Name: -----

Handwriting practice lines consisting of two sets of three horizontal lines each. Each set includes a solid top line, a dashed middle line, and a solid bottom line.

Name: _____

Penmanship Practice I

Directions: Write the lowercase letter on the line next to the uppercase letter.



A

B

C

D

E

F

G

H

I

J

K

L

M

N

O

P

Q

R

S

T

U


V

W

X

Y

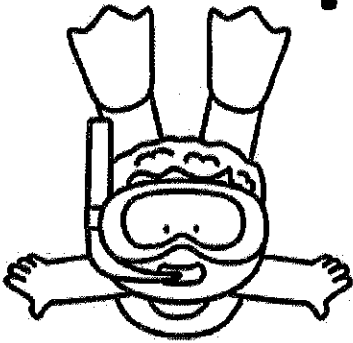
Z



Name: _____

Penmanship Practice 2

Directions: Write the uppercase letter on the line next to the lowercase letter.



a

b

c

d

e

f

g

h

i

j

k

l

m

n

o

p

q

r

s

t

u

v

w

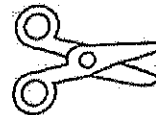
x

y

z





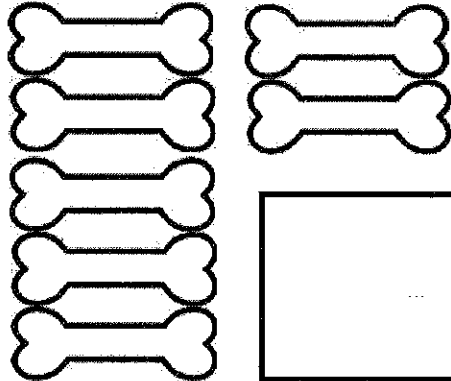

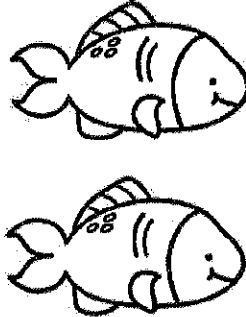




Name: _____



How Many? Count, Cut and Paste

Directions: Count the number in each set.
Cut and paste the correct number in each box.


 <input data-bbox="341 619 552 808" type="text"/>	 <input data-bbox="828 619 1039 808" type="text"/>	 <input data-bbox="1315 619 1526 808" type="text"/>
 <input data-bbox="341 1039 552 1228" type="text"/>	 <input data-bbox="828 1039 1039 1228" type="text"/>	 <input data-bbox="1315 1039 1526 1228" type="text"/>
 <input data-bbox="341 1438 552 1627" type="text"/>	 <input data-bbox="828 1438 1039 1627" type="text"/>	 <input data-bbox="1315 1438 1526 1627" type="text"/>

Week 1: Day 1

© Annie Moffatt @ The Moffatt Girls 2017

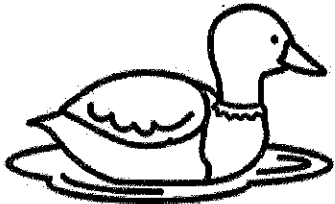
1	2	3	4	5
6	7	8	9	

Name: _____




Beginning Sounds Picnic


Directions: Say each word. Circle the beginning sound.



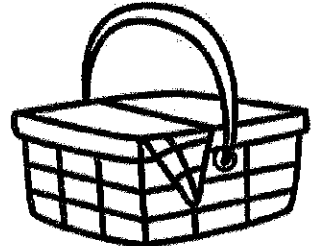
d r v




t w s




m a l



y b o




p w q



l r s




h z s



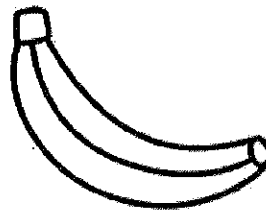
t v p




j d l



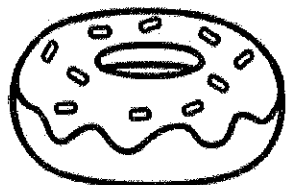
h a c




x b u



r w s



i r d



g w e



f s t








p k n

Name: _____

Count and Write


Directions: Count the bubbles and write the number.



Name: _____

Missing Letters Set I

Directions: Fill in the missing letter for each picture.
Write the word on the lines.




c a



r t




a t



h a



a t

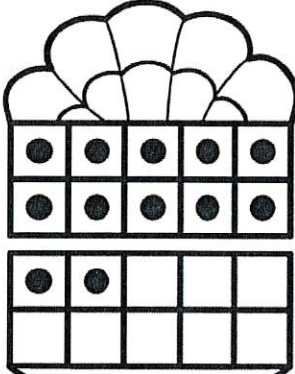












s t

Name: _____

Twenty Frame Counting

Directions: Count the dots. Cut and paste a number to match.


 	 <p>Seashell Count and Match</p>	 
 	 	 

11 12 13 14 15

Name: _____

Color by Color Words 3

Directions: Read the color words in the picture. Color to match.



Name: _____



Addition: Count and Add Set 1



Directions: Add the number of items in each row.
Color the number that matches the total.

1

3
4
7

2

4
8
7

3

5
3
6

4

10
8
7

5

9
5
10

6

7
8
9

the

can

see

red

to

go

is

you

blue

green

pink

red

yellow

my

am

by

Number Cards 1-20

Cut the number cards out to practice identifying, counting, and ordering numbers.



1

2

3

4

5

6

7

8

9

10

11

12

13

14

15

16

17

18

19

20