



GETTING READY FOR PRE-K 4

Dear Parents,

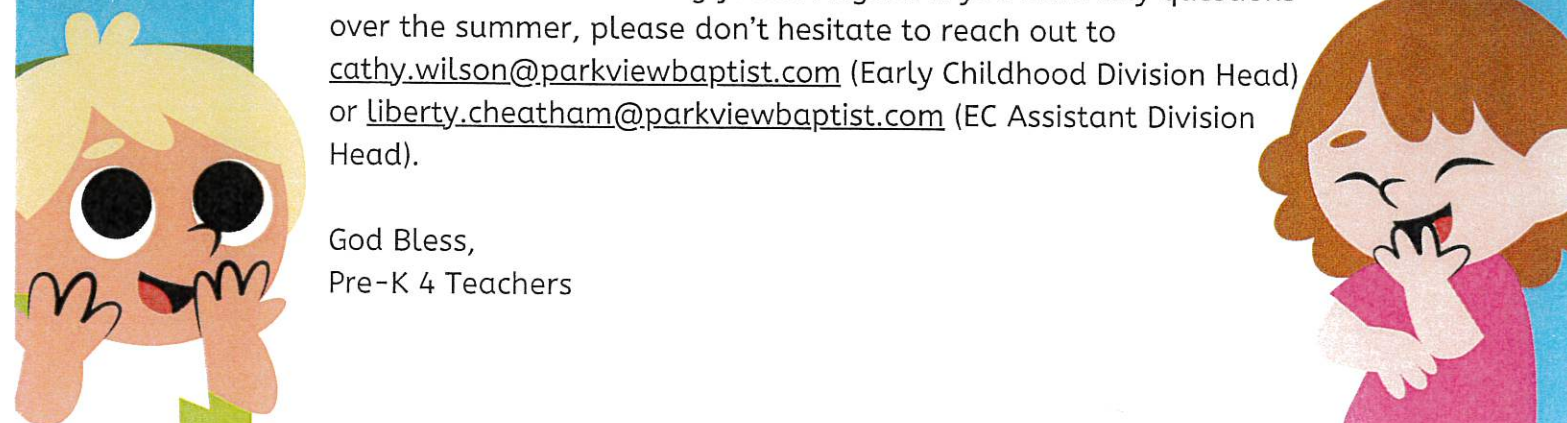
We are so excited about the opportunity to have your child join us in Pre-K 4 next year! It is truly a privilege to partner with your family during this important stage of growth and learning. While summer is a time for rest, fun, and making special memories, it also offers a wonderful opportunity to keep your child's mind engaged in simple and meaningful ways. To support you, we've included a collection of easy, enjoyable activities you can do together throughout the summer. These are designed to reinforce key skills while keeping learning relaxed and fun.

Attached practices includes:

- Line tracing
- Letter practice
- Number Practice
- Name practice: Write 1st name with proper case (e.g., Jordan, not JORDAN)
- Shape tracing and coloring
- Color by number
- Cutting Practice


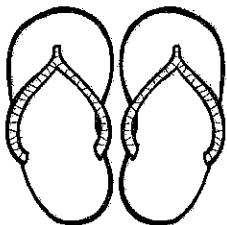
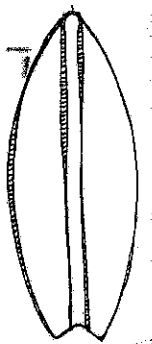


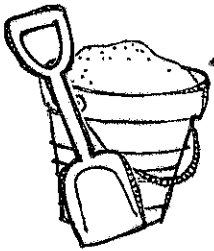

We look forward to seeing you in August! If you have any questions over the summer, please don't hesitate to reach out to cathy.wilson@parkviewbaptist.com (Early Childhood Division Head) or liberty.cheatham@parkviewbaptist.com (EC Assistant Division Head).

God Bless,
Pre-K 4 Teachers



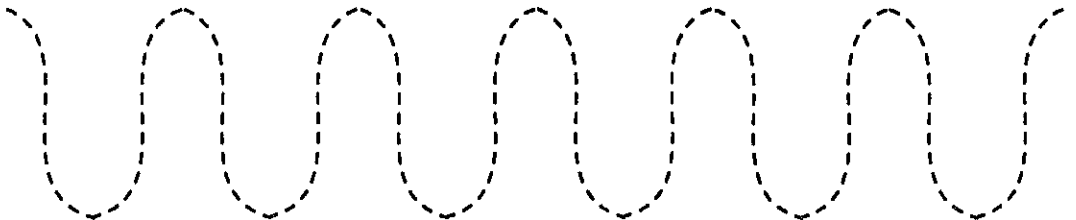
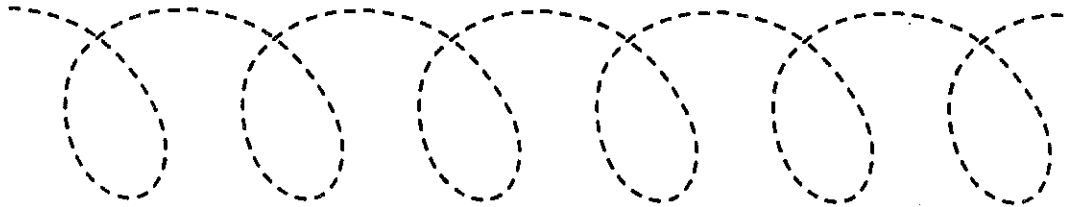

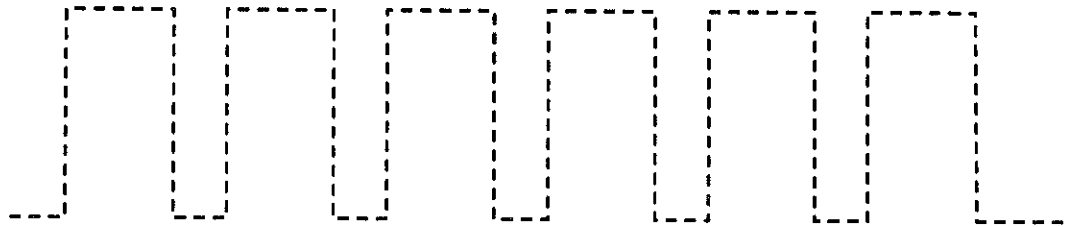

Name: _____

I Can Trace Lines!



Name: _____

Line Tracing



Name: _____

I Can Write My ABCs!

A B C D


E F G H

I J K L M N O

P Q R S

T U V W

X Y Z



Name: _____

I Can Write My ABCs!

a b c d e


f g h i j k

l m n o p

q r s t



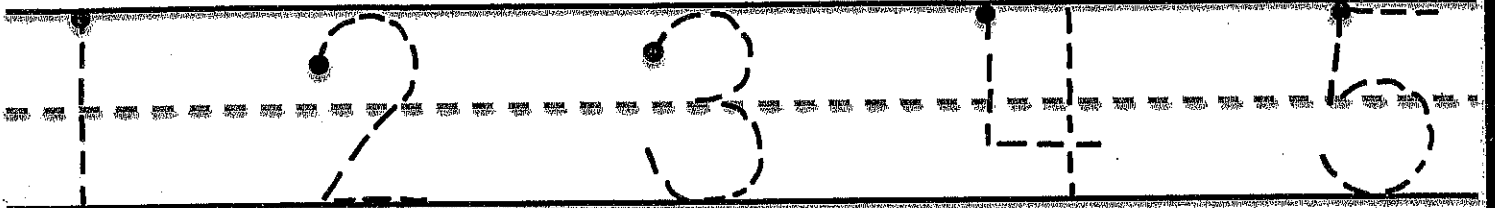
u v w

x y z



Name: _____

I Can Write My Numbers!




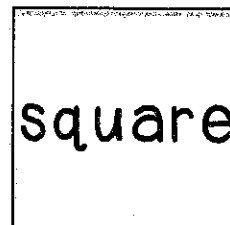

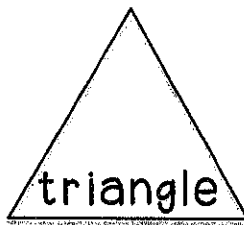
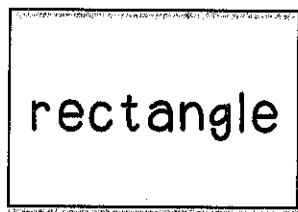

I can write my name

Weekly, write your child's name in highlighter and have him trace over the name with a pencil, marker, or crayon.

The page contains ten sets of handwriting lines. Each set is composed of three horizontal lines: a solid blue line at the top, a dashed red line in the middle, and a solid blue line at the bottom. These lines are spaced evenly down the page to provide a guide for writing a name.

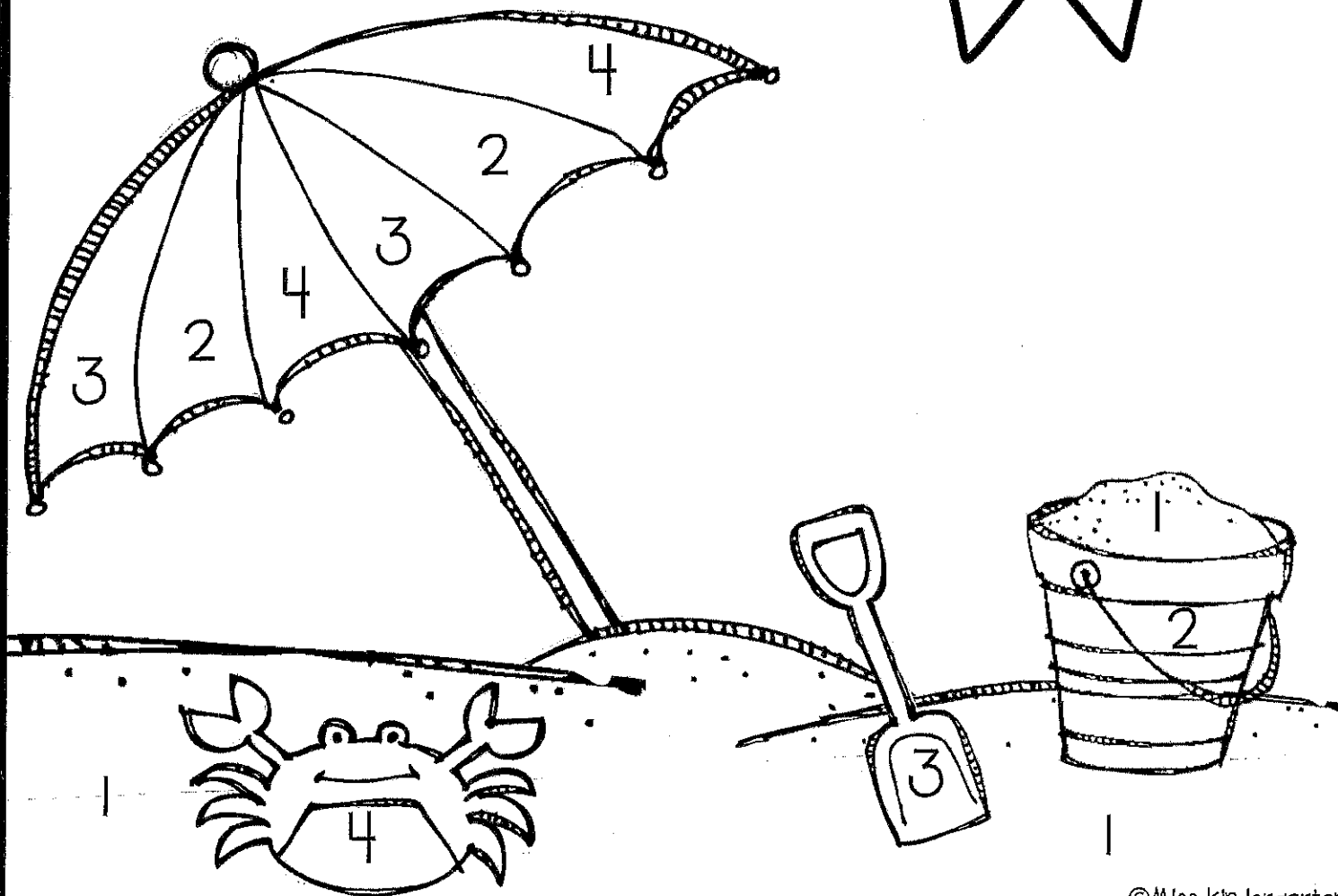

Name: _____

Trace & Color



Name: _____


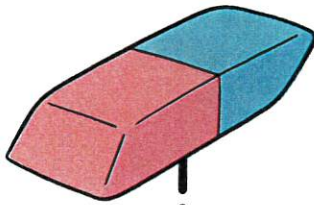
Color By Number



Name: _____

SCISSOR SKILLS

Carefully practice your scissor skills cutting from the bottom to the school supplies shown.



Name: _____

SCISSOR SKILLS

Carefully practice your scissor skills cutting from the bottom to the stop sign.

