



GETTING READY FOR PRE-K 4*

Dear Parents,

We are so excited about the opportunity to have your child join us in the older Pre-K 4 class next year! It is truly a privilege to partner with your family during this important stage of growth and learning. While summer is a time for rest, fun, and making special memories, it also offers a wonderful opportunity to keep your child's mind engaged in simple and meaningful ways. To support you, we've included a collection of easy, enjoyable activities you can do together throughout the summer. These are designed to reinforce key skills while keeping learning relaxed and fun.

Attached practices includes:

- Summer BINGO activities (for a prize given 1st day of school)
- Letter practice
- Number Practice
- Name practice: Write 1st name with proper case (e.g., Kenlee, not KENLEE)
- Shape tracing and coloring
- Color by number
- Cutting Practice

We look forward to seeing you in August! If you have any questions over the summer, please don't hesitate to reach out to cathy.wilson@parkviewbaptist.com (Early Childhood Division Head) or liberty.cheatham@parkviewbaptist.com (EC Assistant Division Head).

God Bless,
Pre-K 4 Teachers

SUMMER BINGO



Count to 20 out loud.	Tell me 3 words that rhyme with cat.	Find something that is shaped like a circle.	Count out 20 pennies.	Find 3 things that start with the /s/ sound.
Practice writing your name with a crayon.	Find 3 things that start with the /m/ sound.	Say the alphabet while laying on the floor.	Find something in your house shaped like a square.	Read a story before bed.
Find 3 things that are yellow.	Count out 20 pieces of cereal.	Draw a picture about your favorite vacation.	Tell me a word that rhymes with sun.	Practice writing your name with a marker.
Draw a picture of your favorite animal.	Practice writing your name with a pencil.	Read a story outside.	Make a list of things you would take to the pool.	Find something that starts with the /r/ sound.
Find something that is shaped like a rectangle.	Count to 20 out loud.	Find 3 things that are red.	Tell me 2 words that rhyme with hot.	Draw a picture of your family.

Name: _____

I Can Write My ABCs!

A B C D


E F G H I J

K L M N O

P Q R S

T U V W

X Y Z



Name: _____

I Can Write My ABCs!

a b c d e


f g h i j k

l m n o p

q r s t




u v w

x y z



Name: _____

I Can Write My Numbers!






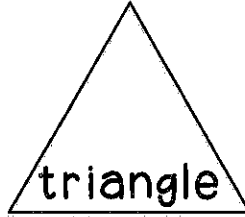
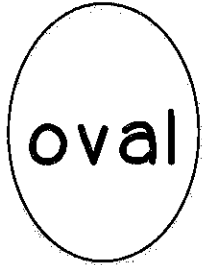
I can write my name

Weekly, write your child's name in highlighter and have him trace over the name with a pencil, marker, or crayon.

The page contains ten sets of horizontal writing lines. Each set is composed of three lines: a solid blue top line, a dashed red middle line, and a solid blue bottom line. These lines are spaced evenly down the page to provide a guide for writing and tracing a name.

Name: _____







Trace & Color




Name: _____

Color by Number

Directions: Use the color code to color the picture.

5 = 	6 = 	7 = 
8 = 	9 = 	10 = 



Name: _____

SCISSOR SKILLS

Carefully practice your scissor skills cutting from the bottom to the stop sign.

