

Student Name _____

Fourth Grade

Dear Parents,

We are so proud of the academic success our students have had this year and the hard work they have put in! To continue building on their success, we want to be proactive about a common challenge known as the "summer slide" - the loss of skills over the summer months. We want students to enjoy a well-deserved break while also maintaining the progress they've worked so hard to achieve. To help with this, we are sending home a packet of practice skill pages along with required summer activities.

Here's what students are expected to complete. Check off each activity as you finish it:

- Chapter Book Reading:** Students must read *Tales of a Fourth Grade Nothing*. Please note that you must purchase the book on your own. It is not provided with the summer work.
- Chapter Book AR Test:** Students must take the AR (Accelerated Reader) test once they finish their book.
- Reflex Math:** Students must achieve 7 green lights in Reflex Math over the summer.
- Chapter Book Packet Pages:** Students must complete all reading skills and chapter book packet pages.
- Math Practice Pages:** Students must complete all math packet pages. For the 6 fact practice sheets at the end of the packet, time yourself for 2 minutes. Circle the last fact you answered in 2 minutes, and then complete the rest of the page.

We've included a suggested pacing guide to help your child spread the work out evenly. While the pacing is optional, spreading the work out (instead of saving it all for the end) is far more effective.

Regular reading and math practice over the summer helps students strengthen their fluency, comprehension, and overall confidence heading into the next school year. Reading with your child remains one of the most powerful ways to support their learning. Please encourage your child to choose books that are at the right reading level - not too easy and not too hard. To find the level of any book, you can visit arbookfind.com. Below, you'll find your child's recommended reading levels.

AR website: <https://global-zone51.renaissance-go.com/welcomeportal/211290>



Recommended Book Levels: _____


Thank you for supporting your child's continued growth. We are excited to see all they accomplish this summer and beyond!

****Students are required to complete their summer work packet & get 7 Reflex Math green lights. These assignments are due by Friday, August 14th, and will count as the student's first reading and math grades.**

Fourth Grade Summer Work Suggested Pacing

- June 1 – 5:** Read Tales of a Fourth Grade Nothing and complete Math pages 1, 2, & 11.
- June 8 – 12:** Read Tales of a Fourth Grade Nothing, Chapter book packet pages 1-2, and Math packet page 3 & 12.
- June 15 – 19:** Read Tales of a Fourth Grade Nothing, Chapter book packet pages 3-4, and Math packet pages 4, 5 & 13.
- June 22 – 26:** Read Tales of a Fourth Grade Nothing, Chapter book packet pages 5-6, and Math packet pages 6 & 14.
- July 6 – 10:** Read Tales of a Fourth Grade Nothing, Chapter book packet pages 7-8, and Math packet pages 7, 8, & 15.
- July 13 – 17:** Read Tales of a Fourth Grade Nothing, Chapter book packet pages 9-10, and Math packet pages 9 & 16.
- July 20 – 24:** Finish Tales of a Fourth Grade Nothing, Take the AR test for the book, and Math packet pages 10.

***Students must get **7 green lights in Reflex Math** over the summer. Color in a star and write the date each time a student gets a green light. (Website: <https://www.reflexmath.com/>)



Dates: _____

***Students must take the **AR test for their chapter book** once they finish reading it. **Color in the smiley face and write the date** once you take the test.



Date: _____

Dear Parents,

As your child prepares to enter 4th grade, developing strong multiplication fact fluency is essential to their success in mathematics. Being able to quickly and accurately recall multiplication facts is a foundational skill that supports problem-solving, higher-level math concepts, and overall confidence in the classroom.

We encourage your child to practice regularly so they can master this important skill. By the start of 4th grade, students should be able to complete a multiplication timed test 60 multiplication facts in 2 minutes. This benchmark ensures they are well-prepared to tackle more advanced topics, such as division, fractions, and multi-digit multiplication. **If they haven't reached at least an 80% (48/60) fluency level by the beginning of 4th grade, please understand that weekly math facts homework will be required to get them up to pace.** We have included blank practice tests in the summer work. Feel free to make multiple copies so they can practice all summer.

You can support your child's learning journey by integrating fun and engaging activities at home, such as flashcards, online games, or timed challenges. Working together, we can help your child build a strong math foundation that will serve them for years to come.

Thank you for your partnership in helping your child thrive!

Sincerely,

Elementary Division



Summer Challenge: (Optional)

Below is also a challenge section. If students go above and beyond the required work, they will receive a reward for their efforts. Complete all of these additional "above and beyond" activities to receive a prize when we get back to school.

Read a...

- Biography:** Guardian's Initials: _____ Date: _____
- Poetry Book:** Guardian's Initials: _____ Date: _____
- Magazine:** Guardian's Initials: _____ Date: _____
- Nonfiction Book:** Guardian's Initials: _____ Date: _____
- Fiction Book:** Guardian's Initials: _____ Date: _____

Other Fourth Grade Chapter Books Suggestions

Novels:

- The One and Only Ivan & The One and Only Bob by Katherine Applegate
- Ramona Quimby, Age 8 & Ramona the Pest by Beverly Cleary
- Frindle by Andrew Clements
- The BFG by Roald Dahl
- Tale of Despereaux by Kate DiCamillo
- Shiloh by Phyllis Reynolds Naylor
- Sideways Stories from Wayside School & Wayside School is Falling Down by Louis Sachar
- Stuart Little by E.B. White

Series:

- Star Wars Jedi Academy by Jeffrey Brown
- Land of Stories by Chris Colfer
- The Genius Files by Dan Gutman
- The Candymakers by Wendy Mass
- Whatever After by Sarah Mlynowski
- Blast Back! by Nancy Ohlin
- I Survived by Lauren Tarshis
- Sports Titles by Matt Christopher

Chapter Book Packet Pages

**TALES OF A
FOURTH
GRADE
NOTHING**

novel study

TALES OF A FOURTH GRADE NOTHING



Name: _____

Chapter 1

Directions: Answer each question in complete sentences. Look back in the story to provide evidence for your thinking.

1. How did Peter win a pet turtle?

2. The author gives us clues to show that Peter's mom is not happy he brought home a pet turtle. Write two details from the text showing she is unhappy about the turtle.

3. Peter says that Fudge is his "biggest problem." Give 2 details from the text showing how Fudge can be a problem.



Name: _____

Directions: Answer each question in complete sentences. Look back in the story to provide evidence for your thinking.

1. Why does Fudge need to sleep in Peter's room?
 - a) Mr. and Mrs. Yarby will be sleeping in Fudge's room.
 - b) Peter's parents want to turn Fudge's room back into the den.
 - c) Fudge is too scared to sleep alone.

2. Give two reasons why Peter doesn't like sleeping with Fudge.

3. Make an inference: Why do you think Peter's mom fed Fudge in the kitchen before Mr. and Mrs. Yarby arrived?

4. The title of this chapter is *Mr. and Mrs. Juicy-O*. What would YOU have titled this chapter if you were the author?



Name: _____

Directions: Answer each question in complete sentences. Look back in the story to provide evidence for your thinking.

1. The main problem in this chapter is:

- a) Fudge won't sit quietly.
- b) Fudge won't eat.
- c) Peter and Fudge can't get along.

2. What are two ways Peter's mom tried to persuade Fudge to eat?

3. Explain how Peter's father finally got Fudge to eat.

4. Make a connection: If someone in *your family* refused to eat, what do you think *your family members* would do?

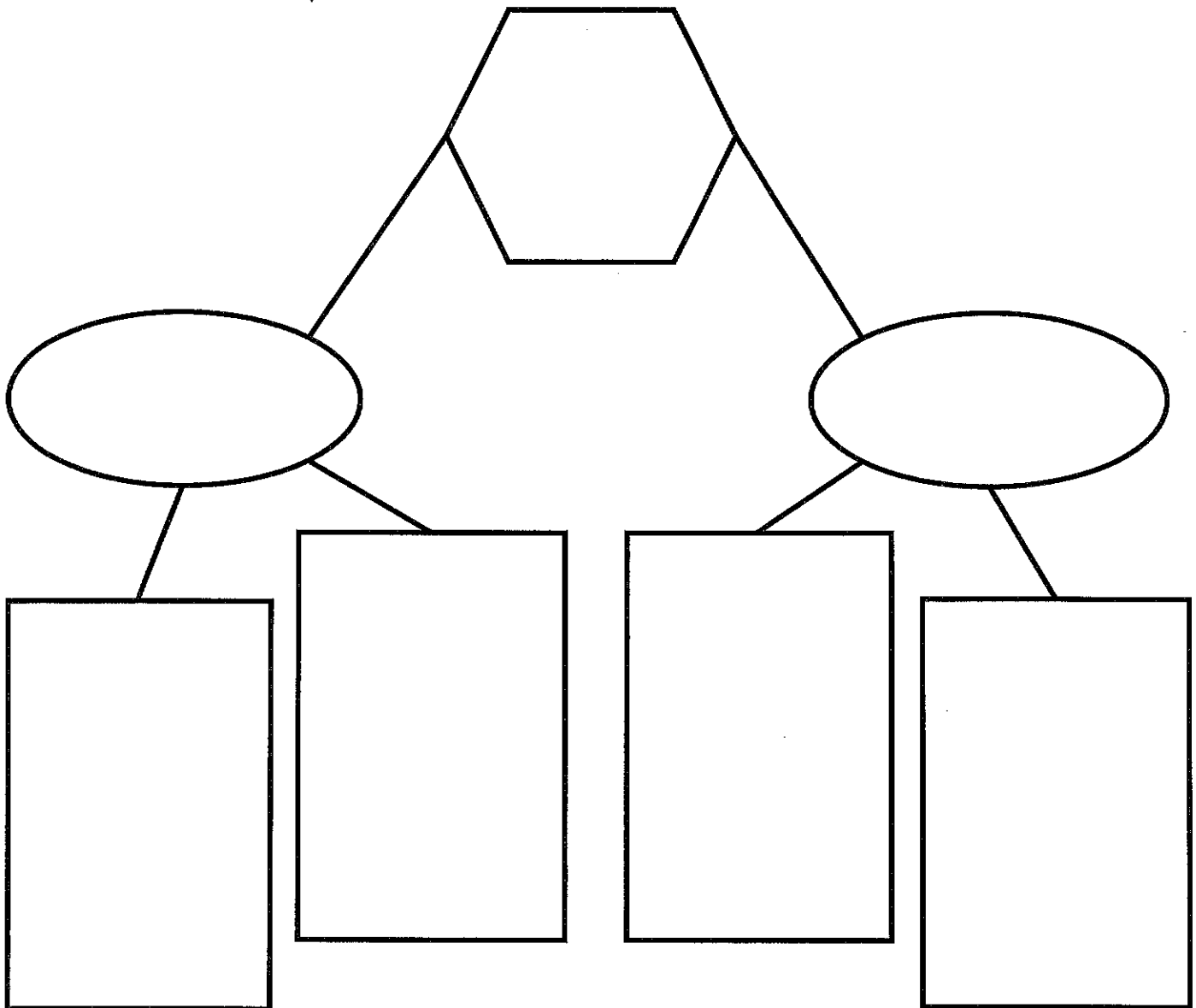


Name: _____

Chapter 4: Character Map

Directions: Complete the Character Map for one character in the story.

- a) HEXAGON - Write the character's name in the hexagon at the top.
- b) OVALS - Think about this character's attitude and choices in the story so far. Write one character trait in each of the ovals.
- c) RECTANGLES – Write a *text detail* in each rectangle that supports the character traits you chose.





Name: _____

Chapter 5

4. Support the following statement with details from the text.

Fudge's birthday party did not go well.

5. The title of the chapter is *The Birthday Bash*. What would YOU have titled the chapter if you were the author?

6. Below, draw your favorite scene from the chapter just as you visualized it.

TALES OF A FOURTH GRADE NOTHING



Chapter 6

Name: _____

Directions: Answer each question in complete sentences. Look back in the story to provide evidence for your thinking.

1. Describe how Peter helps the dentist.

2. Describe how Peter helps his mom at the shoe store.

3. Choose the word that you think best describes Peter's mom. Then, support your choice with 2 details from the text.

patient

frustrated

unfair

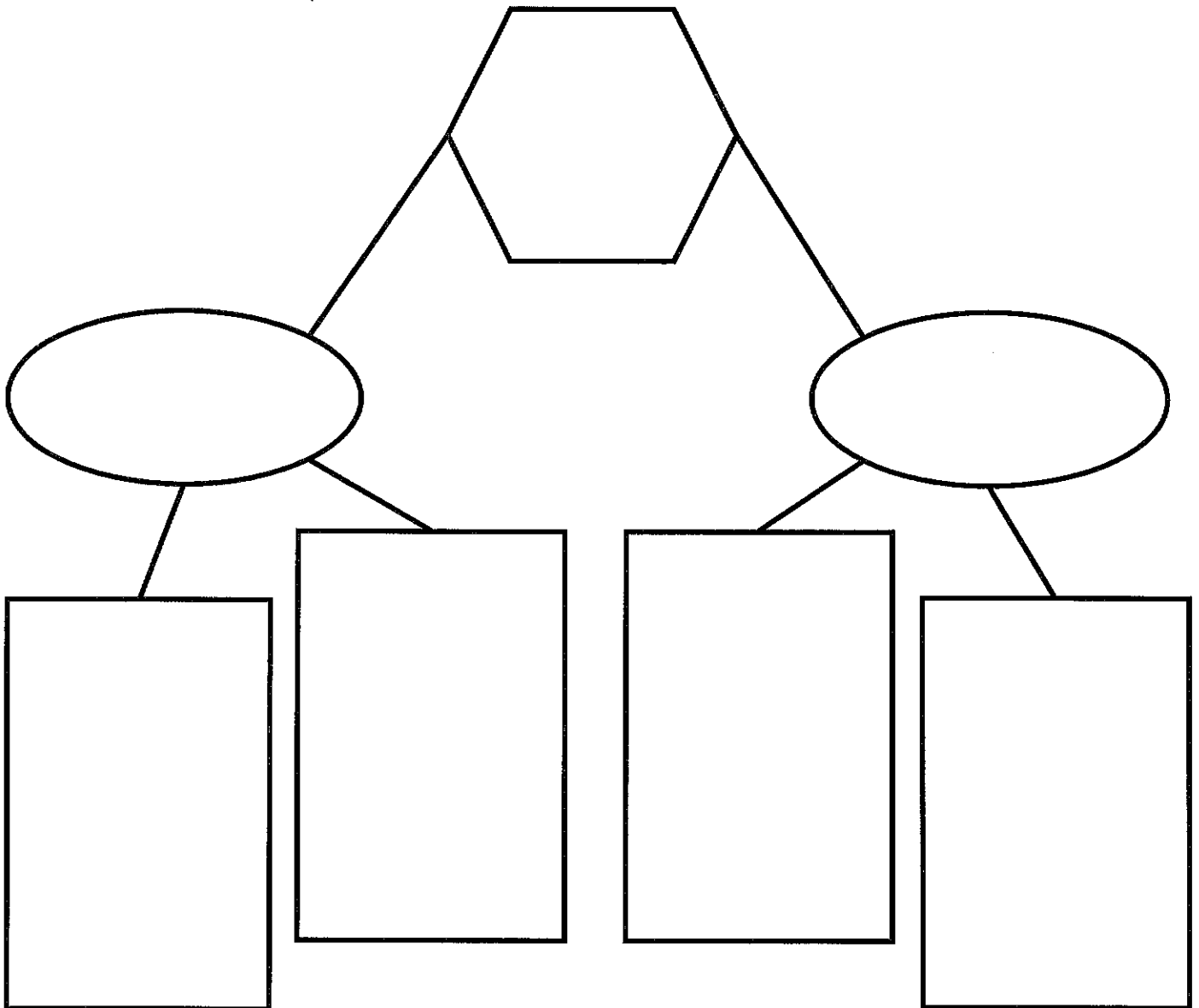


Name: _____

Chapter 7: Character Map

Directions: Complete the Character Map for one character in the story.

- a) HEXAGON - Write the character's name in the hexagon at the top.
- b) OVALS - Think about this character's attitude and choices in the story so far. Write one character trait in each of the ovals.
- c) RECTANGLES – Write a *text detail* in each rectangle that supports the character traits you chose.





Name: _____

Chapter 8

3. Choose the title that you think best describes the chapter. Support your choice with at least one detail from the text.

The Wrong Choice Peter Hatcher to the Rescue Fudge Strikes Again

4. Below, draw your favorite scene from this chapter just as visualized it.

TALES OF A FOURTH GRADE NOTHING



Name: _____

Chapter 9

Directions: Write the following events *in order* on the lines below.

Fudge throws popcorn in the movie theater.

Peter finds Fudge sitting on the floor in the first row.

Peter's mom thinks the boy on TV looks a lot like Fudge.

Peter's dad decides to take Peter and Fudge to see "A Bear's Life."

Peter's dad makes a mushroom omelet for dinner.

Peter realizes Fudge is gone!

TALES OF A FOURTH GRADE NOTHING



Name: _____

Chapter 10

Part 2: Do you agree that he is treated like a "nothing?" Why or why not? Give examples from the story to support your thinking.

4. The Hatcher family endures many problems and has many fun times, as well! Think back to your favorite part of the story. Draw that part of the story below! Be sure include labels and dialogue, as needed.

1

2

3

4

Math Packet Pages

Place Value Chart

A group of three digits is called a Period

Periods are separated by commas

Be familiar with the place values from One Million to Hundredths

Billions Period			Millions Period			Thousands Period			Hundreds Period			Decimals			
Hundred Billions	Ten Billions	One Billions	Hundred Millions	Ten Millions	One Millions	Hundred Thousands	Ten Thousands	One Thousands	Hundreds	Tens	Ones	Tenths	Hundredths	Thousandths	Ten Thousandths
2	3	4	5	6	7	8	0	4	2	6	0	.	2	3	
Read these three numbers as a whole			Read these three numbers as a whole			Read these three numbers as a whole			Read these three numbers as a whole			1. Read these numbers as a whole (twenty-three) 2. Say the name of the place that the rightmost digit is in (hundredths)			
↓ Say Billion			↓ Say Million			↓ Say Thousand			↓ Say Thousand			↓			
two hundred thirty-four billion			five hundred sixty-seven million			eight hundred four thousand			two hundred sixty thousand			twenty-three hundredths			
billion,			million,			thousand,			and			(or say) point			

Write:

two hundred thirty-four billion, five hundred sixty-seven million, eight hundred four thousand, two hundred sixty thousand, and twenty-three hundredths

MULTIPLICATION

FACTS	STRATEGY
1	It's Just That Number! $1 \times 5 = 5$
2	Double It! $2 \times 6 \rightarrow 6 + 6 = 12$
3	Double It and Add a Group! $3 \times 7 \rightarrow 7 + 7 = 14 \rightarrow 14 + 7 = 21$
4	Double, Double! $4 \times 8 \rightarrow 8 + 8 = 16 \rightarrow 16 + 16 = 32$
5	Count by 5's That Many Times! $5 \times 7 \rightarrow 5, 10, 15, 20, 25, 30, 35$
6	Multiply by 5 and Add a Group! $6 \times 6 \rightarrow 5, 10, 15, 20, 25, 30 \rightarrow 30 + 6 = 36$
7	Multiply by 5 and Add a Double! $7 \times 4 \rightarrow 5, 10, 15, 20 \rightarrow 20 + 8 = 28$
8	Double, Double, Double! $8 \times 6 \rightarrow 6 + 6 = 12 \rightarrow 12 + 12 = 24 \rightarrow 24 + 24 = 48$
9	Multiply by 10 and Subtract a Group! $9 \times 6 \rightarrow 10 \times 6 = 60 \rightarrow 60 - 6 = 54$
10	Count by 10's or Just Add a Zero! $10 \times 4 \rightarrow 10, 20, 30, 40$
11	Multiply by 10 and Add a Group! $11 \times 6 \rightarrow 10 \times 6 = 60 \rightarrow 60 + 6 = 66$
12	Multiply by 10 and Add a Double! $12 \times 6 \rightarrow 10 \times 6 = 60 \rightarrow 60 + 12 = 72$

Name _____ Date _____

Rounding Numbers

1.
Round the following number to the nearest 10.
467


2.
Round the following number to the nearest 10.
834

3.
Round the following number to the nearest 100.
652




4.
Round the following number to the nearest 10.
242

5.
Round the following number to the nearest 100.
799




6. Place 360 on the number line below.




Is 360 closer to 300 or 400? _____

7. Place 880 on the number line below.



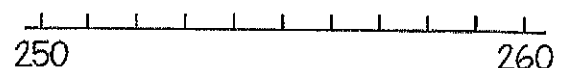
Is 880 closer to 800 or 900? _____

8. Place 694 on the number line below.



Is 694 closer to 690 or 700? _____

9. Place 258 on the number line below.



Is 258 closer to 250 or 260? _____

10. A three digit number has the digits 2, 5, and 7. When rounded to the nearest hundred, it rounds to 800. What is the number? _____

Name _____ Date _____



Add & Subtract WHOLE NUMBERS

<p>1. Find the sum.</p> $\begin{array}{r} 72 \\ + 29 \\ \hline \end{array}$	<p>2. Find the difference.</p> $\begin{array}{r} 62 \\ - 38 \\ \hline \end{array}$	<p>3. Find the missing number.</p> $\begin{array}{r} 57 \\ + \quad \\ \hline 82 \end{array}$
<p>4. Find the sum.</p> $\begin{array}{r} 136 \\ + 173 \\ \hline \end{array}$	<p>5. Find the difference.</p> $\begin{array}{r} 347 \\ - 262 \\ \hline \end{array}$	<p>6. Find the missing number.</p> $\begin{array}{r} 423 \\ + \quad \\ \hline 705 \end{array}$
<p>7. Jesse scored 486 points on a video game. April scored 182 points. How many more points did Jesse score than April?</p>	<p>8. Mrs. Miller drove 278 miles on Monday and 342 miles on Tuesday. Write and solve a number sentence to find how far she drove in all.</p>	<p>9. Lantle has 225 pennies, 105 nickels, and 25 dimes. How many coins does she have in all?</p>

10. The table below shows items purchased for a summer pool party.

Item	Number Purchased
Bottled Water	36
Popsicles	24
Pool Toys	12

Which number sentence can be used to find how many more bottles of water than popsicles were purchased?

- A. $36 - 12 = \underline{\quad}$
- B. $36 + 12 = \underline{\quad}$
- C. $36 - 24 = \underline{\quad}$
- D. $36 + 24 = \underline{\quad}$

Name _____ Date _____



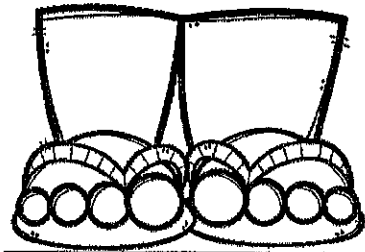
Word Problems

Using Multiplication & Division

<p>1. Matt is preparing envelopes to be mailed. It takes him 2 minutes to prepare each envelope. How long would it take him to prepare 16 envelopes?</p> <p>A. 18 minutes B. 26 minutes C. 30 minutes D. 32 minutes</p>	<p>2. Eight hotdogs come in a pack. Katie used the following number sentence to find the number of hotdogs in 7 packages.</p> $8 + 8 + 8 + 8 + 8 + 8 + 8 = \underline{\quad}$ <p>Finish the equation to show another way to find the number of hotdogs in 7 packs.</p> $\underline{\quad} \times \underline{\quad} = \underline{\quad}$	<p>3. Scott has 56 pieces of candy to share evenly among 8 friends. How many pieces of candy will each friend get?</p> <p>A. 6 pieces of candy B. 7 pieces of candy C. 8 pieces of candy D. 9 pieces of candy</p>
<p>4. A ladybug has 6 legs. Which equation shows the number of legs on 5 ladybugs?</p> <p>A. $6 \times 5 = 30$ B. $5 \times 5 = 25$ C. $30 \div 6 = 5$ D. $30 \div 5 = 6$</p>	<p>5. Michael bought 6 video games at the store for \$42. If the price for each video game was the same, how much did he pay for each video game?</p> <p>A. \$6 B. \$7 C. \$8 D. \$9</p>	<p>6. Tara places 4 bowls on a table. She puts 4 scoops of ice cream in each bowl. How many scoops of ice cream does Tara place in the bowls all together?</p> <p>A. 4 scoops B. 8 scoops C. 12 scoops D. 16 scoops</p>
<p>7. There are 36 children at a summer library program. The librarian forms 4 equal groups. Which number sentence can be used to find the number of children in each group?</p> <p>A. $36 + 4 = \underline{\quad}$ B. $36 - 4 = \underline{\quad}$ C. $36 \div 4 = \underline{\quad}$ D. $36 \times 4 = \underline{\quad}$</p>	<p>8. Twelve people want to see a movie. If each car can hold 4 people, which equation shows how many cars are needed to take all 12 people to the movie?</p> <p>A. $12 \div 4 = 3$ B. $12 + 4 = 16$ C. $12 - 4 = 8$ D. $12 \times 4 = 48$</p>	<p>9. Jan bought 3 cans of frozen lemonade. She can make 8 cups of lemonade with each can. How many cups of lemonade can Jan make in all?</p> <p>A. 11 cups B. 21 cups C. 24 cups D. 27 cups</p>

Name _____ Date _____

Two-step WORD PROBLEMS



1. Callie had 13 new pens. She gave 2 pens to each of her 6 friends. How many pens did she have left?

- A. 1 pen
- B. 11 pens
- C. 12 pens
- D. 21 pens

2. Wes and Joey each have 7 baseball cards. Ben has 5 fewer cards than Wes and Joey combined. How many baseball cards does Ben have?

- A. 2 baseball cards
- B. 5 baseball cards
- C. 9 baseball cards
- D. 10 baseball cards

3. Kylie had a pack of 48 crayons. She lost 8 of the crayons at school and her sister broke 4 of them. How many crayons does Kylie have now?

- A. 60 crayons
- B. 52 crayons
- C. 36 crayons
- D. 12 crayons

4. Mark got \$10, \$20, \$15, and \$5 as birthday gifts. He wants to buy a game that costs \$55. How much more money does he need?

- A. \$4
- B. \$5
- C. \$6
- D. \$8

5. Pete caught 4 fish. Robble caught 3 times as many fish as Pete. Nic caught 27 fish. How many more fish does Nic have than Robble?

- A. 24 more fish
- B. 15 more fish
- C. 8 more fish
- D. 7 more fish

6. Kat has 3 piles of rocks with 7 rocks in each pile. Her friend adds more rocks to the piles. Now, there are 32 rocks total. How many rocks did her friend bring?

- A. 11 rocks
- B. 12 rocks
- C. 21 rocks
- D. 22 rocks

7. A farmer fills 4 cartons with eggs. Each carton holds 6 eggs. After the farmer fills the cartons he has 3 eggs left over. How many total eggs does the farmer have?

- A. 27 eggs
- B. 24 eggs
- C. 21 eggs
- D. 20 eggs

8. Taylor spent 90 minutes at the beach. She ate lunch for 27 minutes and played a game for 32 minutes. She spent the rest of the time swimming. About how long did Taylor spend swimming?

- A. 18 min.
- B. 30 min.
- C. 49 min.
- D. 59 min.

9. Andrea wants to save 900 Box Tops. She saved 135 in one month. She saved 83 the next month. About how many more Box Tops does Andrea need to save?

- A. fewer than 300
- B. between 300 and 600
- C. between 600 and 800
- D. more than 800

EXPANDED FORM

Name: _____ Date: _____



A number written in EXPANDED FORM shows the value of each of its digits.

PLACE VALUE CHART

hundreds	tens	ones
3	6	5

$$365 = 300 + 60 + 5$$

Directions: Write each number in EXPANDED FORM.

1. 183 = _____ + _____ + _____	7. 274 = _____ + _____ + _____
2. 569 = _____ + _____ + _____	8. 691 = _____ + _____ + _____
3. 742 = _____ + _____ + _____	9. 927 = _____ + _____ + _____
4. 358 = _____ + _____ + _____	10. 482 = _____ + _____ + _____
5. 436 = _____ + _____ + _____	11. 965 = _____ + _____ + _____
6. 815 = _____ + _____ + _____	12. 287 = _____ + _____ + _____

★ CHALLENGE PROBLEMS

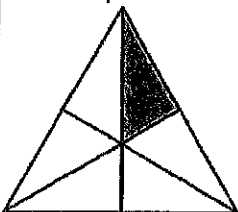
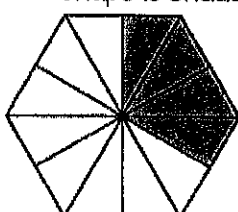
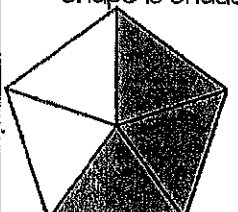
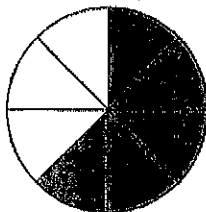


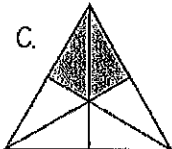
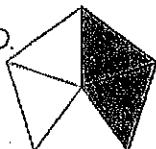
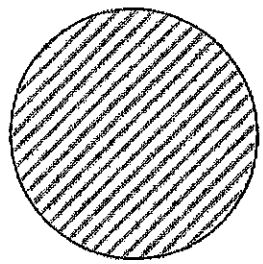
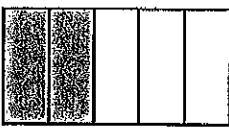
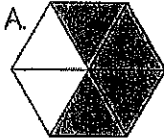
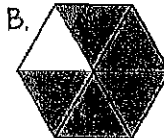
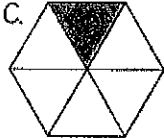
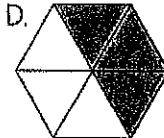
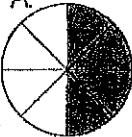

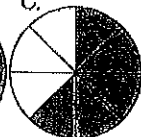
Directions: Write each number in EXPANDED FORM.

$3,957 = \underline{\hspace{1cm}} + \underline{\hspace{1cm}} + \underline{\hspace{1cm}} + \underline{\hspace{1cm}}$
$2,684 = \underline{\hspace{1cm}} + \underline{\hspace{1cm}} + \underline{\hspace{1cm}} + \underline{\hspace{1cm}}$

Name _____ Date _____

Fraction Models




<p>1. What fraction of the shape is shaded?</p>  <p>_____</p>	<p>2. What fraction of the shape is shaded?</p>  <p>_____</p>	<p>3. What fraction of the shape is shaded?</p>  <p>_____</p>
<p>4. Amy's family had pizza for dinner. The shaded parts below shows how much was eaten. Which fraction shows how much pizza was left?</p>  <p>A. $\frac{3}{6}$ C. $\frac{5}{5}$ B. $\frac{3}{8}$ D. $\frac{5}{8}$</p>	<p>5. Which fraction model shows $\frac{2}{6}$ shaded?</p> <p>A.  B. </p> <p>C.  D. </p>	<p>6. The circle below shows one whole. Shade the circle to show $\frac{3}{4}$.</p> 
<p>7. Wesley drew a model of a candy bar and shaded the amount he ate. What fraction of the candy bar did Wesley eat?</p>  <p>A. $\frac{5}{2}$ B. $\frac{3}{5}$ C. $\frac{2}{6}$ D. $\frac{2}{5}$</p>	<p>8. Kasey drew a hexagon and shaded it $\frac{5}{6}$. Which shape could be hers?</p> <p>A.  B. </p> <p>C.  D. </p>	<p>9. Mrs. Smith cut an apple into 8 equal slices. She gave 3 of the slices to her son and 2 slices to her daughter. Which fraction model shows how many slices Mrs. Smith has left?</p> <p>A.  B.  C. </p>

Name _____

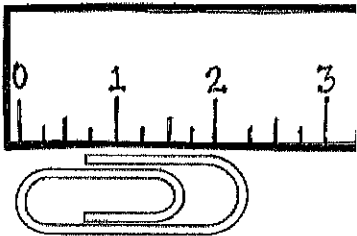
Date _____

Measuring




Length

1. Which measurement is closest to the length of the paperclip?



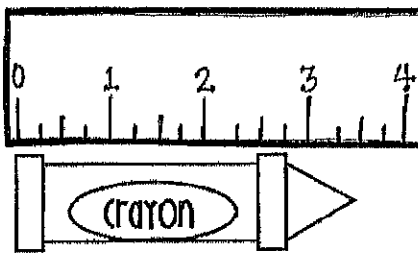
- A. $1\frac{1}{2}$ B. $1\frac{3}{4}$ C. $2\frac{1}{4}$ D. $2\frac{1}{2}$

2. Katie measured the length of some straws. The length of each straw is plotted on the line plot below. How many straws are less than $7\frac{1}{2}$ inches?



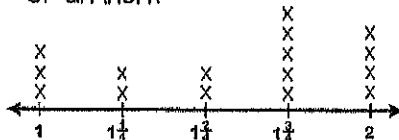
- A. 7 B. 6 C. 3 D. 1

3. Which measurement is closest to the length of the crayon?



- A. 3 B. $3\frac{1}{4}$ C. $3\frac{2}{4}$ D. $3\frac{3}{4}$

4. Jenny measured the rocks in her rock collection to the nearest $\frac{1}{4}$ of an inch. How many rocks measured more than $1\frac{3}{4}$ of an inch?



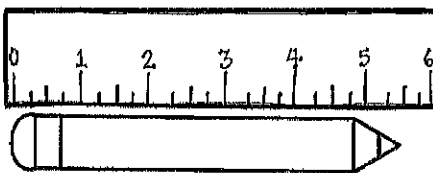
- A. 11 B. 9 C. 5 D. 4

5. Which measurement of string is closest to $3\frac{3}{4}$?



- A. 
 B. 
 C. 
 D. 

6. What is the length of the pencil to the nearest $\frac{1}{2}$ inch?



- A. $1\frac{1}{2}$ B. $2\frac{1}{2}$ C. $4\frac{1}{4}$ D. $5\frac{1}{2}$

7. Mark measured and recorded the length of 8 nails in inches. Draw a line plot to show the lengths of all 8 nails in inches.

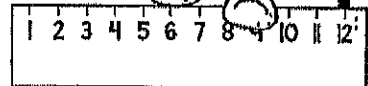

- $\frac{3}{4}$ $\frac{1}{2}$ $\frac{1}{4}$ $\frac{1}{4}$ $\frac{1}{4}$ $\frac{1}{2}$ $\frac{1}{4}$ $\frac{1}{4}$ $\frac{1}{2}$




8. How many nails were less than $\frac{3}{4}$?

Name _____ Date _____

FIND THE AREA

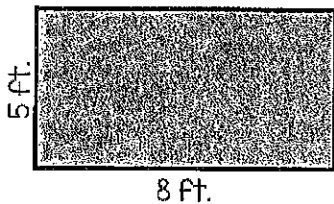


1. One way to find the area of this rectangle is to count each square. Which of the following is another way to find the area?



- A. $6 + 4$
- B. 6×4
- C. $7 + 4$
- D. 7×4

2. The dimensions of the rectangle are shown in feet. What is the area of the rectangle?




- A. 3 square feet
- B. 13 square feet
- C. 26 square feet
- D. 40 square feet

3. The area of a rectangular garden Tyler built is 72 feet. Which could be the length and width of the garden?

- A. 8 feet x 7 feet
- B. 8 feet x 9 feet
- C. 8 feet x 8 feet
- D. 7 feet x 10 feet

4. Ms. Ashley used square inch tiles to show a model of a window. Which equation set shows two ways to find the area of the window?



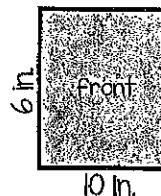
- A. $3 + 3 + 3 + 3 + 3 + 3 = 6 \times 3$
- B. $6 + 6 + 6 + 6 + 6 + 6 = 3 \times 6$
- C. $3 \times 3 \times 3 \times 3 \times 3 \times 3 = 6 \times 3$
- D. $6 + 6 + 6 = 3 + 6$

5. Jessica is using square pieces of paper to cover a rectangular bulletin board? The board is 20 feet long by 5 feet wide. Each piece of paper is 1 foot long and 1 foot wide. None of the pieces of paper will overlap. How many pieces of paper will Jessica need to cover the bulletin board? (Draw a picture to solve the problem)


- A. 25
- B. 50
- C. 100
- D. 125

6. Sam covered the front and back of his math book with contact paper. The front of the book is the same size as the back. What is the total area of the front and back of Sam's math book?

- A. 120 sq. in.
- B. 60 sq. in.
- C. 32 sq. in.
- D. 20 sq. in.

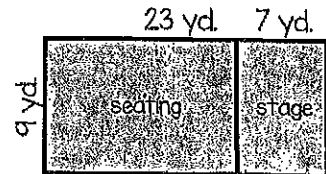


7. Which number sentence shows how to find the area of the square?



- A. $5 + 5$
- B. $5 + 5 + 5 + 5 + 5$
- C. $5 \times 5 \times 5 \times 5 \times 5$
- D. 5×5

8. A diagram of a theater is shown below. The total area of theater floor is $(23 \times 9) + (7 \times 9)$ square yards. Which expression is equivalent to the total area of the theater floor?




- A. $9 \times (23 + 7)$
- B. $9 \times (23 \times 7)$
- C. $9 + (23 + 7)$
- D. $9 + (23 \times 7)$

Name _____ Date _____

FIND THE PERIMETER

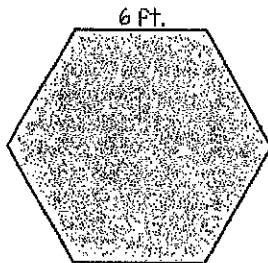
1. Katie wants to put fencing around the outside edge of her garden. To do this, she needs to know the perimeter. What is the perimeter of Katie's garden?



= 1 foot

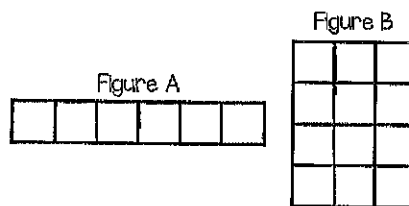
- A. 10 feet
- B. 18 feet
- C. 20 feet
- D. 24 feet

2. The picture below represents a patio that measures 6 ft. on each of its six sides. What is the perimeter of the patio?




- A. 6 feet
- B. 12 feet
- C. 36 feet
- D. 42 feet

3. Ben compared the area and perimeter of the two figures below. Which statement is true?



- A. The figures have the same area but different perimeters.
- B. The figures have the same perimeter but different area.
- C. The figures have the same perimeter and the same area.
- D. The figures have different areas and different perimeters.

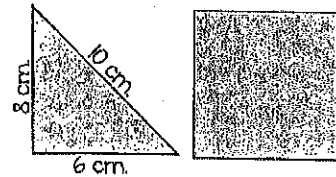
4. Mrs. Absher bought a rectangle rug for her living room. Which statement about the rug is true?



- A. The perimeter is 108 feet.
- B. The area is 42 feet.
- C. The area and perimeter are the same.
- D. The perimeter is 42 feet and the area is 108 feet.

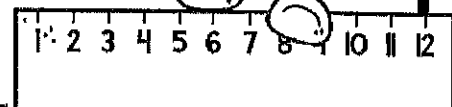

5. Amy wants to sew a fringe border around her square shaped blanket. One side of her blanket measures 96 inches. How many inches of fringe border does she need?

6. The square has the same perimeter as the triangle. What is the length of each side of the square?



- A. 6 centimeters
- B. 8 centimeters
- C. 12 centimeters
- D. 24 centimeters

7. Mattie is making a blanket for her mother that measures 54 inches by 68 inches. What is the perimeter of the blanket?



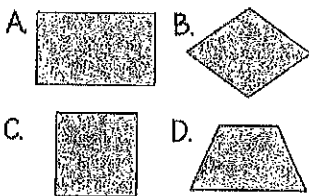
Name _____

Date _____

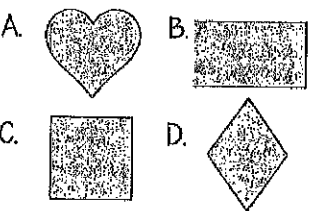
Identifying SHAPES



1. Which quadrilateral has only one pair of parallel sides and no right angles?



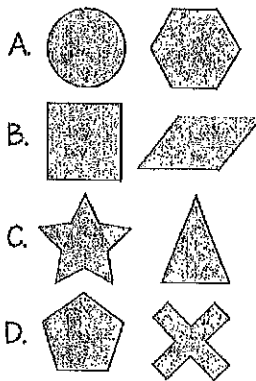
2. Hattie drew a shape that cannot be classified as a rhombus, rectangle, or parallelogram. Which shape did she draw?



3. What is the difference between a square and a rhombus?

- A. A rhombus has 4 obtuse angles.
- B. A square has 4 equal sides.
- C. A rhombus only has one pair of parallel sides.
- D. A square has 4 right angles.

4. Which pair of polygons are parallelograms?



5. Which of the following statements about square and rectangles is correct?

- A. A square is type of rectangle with 5 sides.
- B. A square has 4 right angles, but a rectangle has 0 right angles.
- C. A square is a type of rectangle with 4 equal sides.
- D. A square has 2 pairs of parallel sides, but a rectangle only has 1 pair of parallel sides.

6. What is true about all quadrilaterals?

- A. They have 4 right angles.
- B. They have 1 pair of parallel sides.
- C. They have 4 right angles.
- D. They have 4 sides.

7. Tessa drew a quadrilateral with only one pair of equal sides. Which shape could she have drawn?

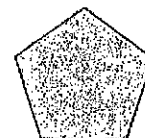
- A. rectangle
- B. rhombus
- C. square
- D. trapezoid

8. Which figure is described below?

- has 4 right angles
- has 4 congruent sides
- Has two sets of parallel sides

- A. circle
- B. rectangle
- C. square
- D. triangle

9. Ricky said the shape below is a quadrilateral. Which statement explains why he is incorrect?



- A. A quadrilateral must have 4 sides.
- B. A quadrilateral must have 2 sets of parallel sides.
- C. A quadrilateral must have to acute angles and zero right angles.
- D. A quadrilateral must 2 parallel sides and at least 1 right angle.

Name : _____

Score : _____

Teacher : _____

Date : _____

2 Minute Drill

$$\begin{array}{r} 11 \\ \times 11 \\ \hline \end{array}$$

$$\begin{array}{r} 10 \\ \times 4 \\ \hline \end{array}$$

$$\begin{array}{r} 8 \\ \times 5 \\ \hline \end{array}$$

$$\begin{array}{r} 12 \\ \times 12 \\ \hline \end{array}$$

$$\begin{array}{r} 11 \\ \times 5 \\ \hline \end{array}$$

$$\begin{array}{r} 5 \\ \times 11 \\ \hline \end{array}$$

$$\begin{array}{r} 9 \\ \times 11 \\ \hline \end{array}$$

$$\begin{array}{r} 3 \\ \times 6 \\ \hline \end{array}$$

$$\begin{array}{r} 7 \\ \times 12 \\ \hline \end{array}$$

$$\begin{array}{r} 3 \\ \times 9 \\ \hline \end{array}$$

$$\begin{array}{r} 8 \\ \times 6 \\ \hline \end{array}$$

$$\begin{array}{r} 8 \\ \times 7 \\ \hline \end{array}$$

$$\begin{array}{r} 9 \\ \times 4 \\ \hline \end{array}$$

$$\begin{array}{r} 4 \\ \times 3 \\ \hline \end{array}$$

$$\begin{array}{r} 4 \\ \times 10 \\ \hline \end{array}$$

$$\begin{array}{r} 5 \\ \times 4 \\ \hline \end{array}$$

$$\begin{array}{r} 12 \\ \times 11 \\ \hline \end{array}$$

$$\begin{array}{r} 12 \\ \times 5 \\ \hline \end{array}$$

$$\begin{array}{r} 10 \\ \times 11 \\ \hline \end{array}$$

$$\begin{array}{r} 11 \\ \times 6 \\ \hline \end{array}$$

$$\begin{array}{r} 12 \\ \times 4 \\ \hline \end{array}$$

$$\begin{array}{r} 8 \\ \times 3 \\ \hline \end{array}$$

$$\begin{array}{r} 4 \\ \times 12 \\ \hline \end{array}$$

$$\begin{array}{r} 6 \\ \times 5 \\ \hline \end{array}$$

$$\begin{array}{r} 6 \\ \times 3 \\ \hline \end{array}$$

$$\begin{array}{r} 8 \\ \times 11 \\ \hline \end{array}$$

$$\begin{array}{r} 9 \\ \times 10 \\ \hline \end{array}$$

$$\begin{array}{r} 12 \\ \times 9 \\ \hline \end{array}$$

$$\begin{array}{r} 4 \\ \times 7 \\ \hline \end{array}$$

$$\begin{array}{r} 10 \\ \times 8 \\ \hline \end{array}$$

$$\begin{array}{r} 7 \\ \times 5 \\ \hline \end{array}$$

$$\begin{array}{r} 3 \\ \times 11 \\ \hline \end{array}$$

$$\begin{array}{r} 8 \\ \times 10 \\ \hline \end{array}$$

$$\begin{array}{r} 7 \\ \times 4 \\ \hline \end{array}$$

$$\begin{array}{r} 5 \\ \times 9 \\ \hline \end{array}$$

$$\begin{array}{r} 3 \\ \times 10 \\ \hline \end{array}$$

$$\begin{array}{r} 11 \\ \times 9 \\ \hline \end{array}$$

$$\begin{array}{r} 8 \\ \times 4 \\ \hline \end{array}$$

$$\begin{array}{r} 3 \\ \times 7 \\ \hline \end{array}$$

$$\begin{array}{r} 7 \\ \times 3 \\ \hline \end{array}$$

$$\begin{array}{r} 11 \\ \times 8 \\ \hline \end{array}$$

$$\begin{array}{r} 7 \\ \times 10 \\ \hline \end{array}$$

$$\begin{array}{r} 9 \\ \times 7 \\ \hline \end{array}$$

$$\begin{array}{r} 12 \\ \times 3 \\ \hline \end{array}$$

$$\begin{array}{r} 6 \\ \times 7 \\ \hline \end{array}$$

$$\begin{array}{r} 10 \\ \times 12 \\ \hline \end{array}$$

$$\begin{array}{r} 9 \\ \times 6 \\ \hline \end{array}$$

$$\begin{array}{r} 11 \\ \times 7 \\ \hline \end{array}$$

$$\begin{array}{r} 6 \\ \times 11 \\ \hline \end{array}$$

$$\begin{array}{r} 6 \\ \times 12 \\ \hline \end{array}$$

$$\begin{array}{r} 4 \\ \times 4 \\ \hline \end{array}$$

$$\begin{array}{r} 10 \\ \times 7 \\ \hline \end{array}$$

$$\begin{array}{r} 3 \\ \times 8 \\ \hline \end{array}$$

$$\begin{array}{r} 9 \\ \times 9 \\ \hline \end{array}$$

$$\begin{array}{r} 4 \\ \times 6 \\ \hline \end{array}$$

$$\begin{array}{r} 4 \\ \times 5 \\ \hline \end{array}$$

$$\begin{array}{r} 3 \\ \times 4 \\ \hline \end{array}$$

$$\begin{array}{r} 5 \\ \times 5 \\ \hline \end{array}$$

$$\begin{array}{r} 9 \\ \times 5 \\ \hline \end{array}$$

$$\begin{array}{r} 9 \\ \times 12 \\ \hline \end{array}$$



Name : _____

Score : _____

Teacher : _____

Date : _____

2 Minute Drill

$$\begin{array}{r} 12 \\ \times 6 \\ \hline \end{array}$$

$$\begin{array}{r} 12 \\ \times 8 \\ \hline \end{array}$$

$$\begin{array}{r} 6 \\ \times 4 \\ \hline \end{array}$$

$$\begin{array}{r} 3 \\ \times 11 \\ \hline \end{array}$$

$$\begin{array}{r} 12 \\ \times 9 \\ \hline \end{array}$$

$$\begin{array}{r} 3 \\ \times 4 \\ \hline \end{array}$$

$$\begin{array}{r} 8 \\ \times 4 \\ \hline \end{array}$$

$$\begin{array}{r} 7 \\ \times 8 \\ \hline \end{array}$$

$$\begin{array}{r} 7 \\ \times 9 \\ \hline \end{array}$$

$$\begin{array}{r} 7 \\ \times 12 \\ \hline \end{array}$$

$$\begin{array}{r} 10 \\ \times 4 \\ \hline \end{array}$$

$$\begin{array}{r} 5 \\ \times 9 \\ \hline \end{array}$$

$$\begin{array}{r} 10 \\ \times 5 \\ \hline \end{array}$$

$$\begin{array}{r} 11 \\ \times 11 \\ \hline \end{array}$$

$$\begin{array}{r} 10 \\ \times 10 \\ \hline \end{array}$$

$$\begin{array}{r} 10 \\ \times 6 \\ \hline \end{array}$$

$$\begin{array}{r} 5 \\ \times 4 \\ \hline \end{array}$$

$$\begin{array}{r} 6 \\ \times 5 \\ \hline \end{array}$$

$$\begin{array}{r} 11 \\ \times 9 \\ \hline \end{array}$$

$$\begin{array}{r} 10 \\ \times 12 \\ \hline \end{array}$$

$$\begin{array}{r} 3 \\ \times 7 \\ \hline \end{array}$$

$$\begin{array}{r} 4 \\ \times 7 \\ \hline \end{array}$$

$$\begin{array}{r} 8 \\ \times 3 \\ \hline \end{array}$$

$$\begin{array}{r} 8 \\ \times 6 \\ \hline \end{array}$$

$$\begin{array}{r} 7 \\ \times 11 \\ \hline \end{array}$$

$$\begin{array}{r} 6 \\ \times 8 \\ \hline \end{array}$$

$$\begin{array}{r} 4 \\ \times 9 \\ \hline \end{array}$$

$$\begin{array}{r} 4 \\ \times 10 \\ \hline \end{array}$$

$$\begin{array}{r} 9 \\ \times 9 \\ \hline \end{array}$$

$$\begin{array}{r} 3 \\ \times 6 \\ \hline \end{array}$$

$$\begin{array}{r} 12 \\ \times 3 \\ \hline \end{array}$$

$$\begin{array}{r} 7 \\ \times 10 \\ \hline \end{array}$$

$$\begin{array}{r} 5 \\ \times 11 \\ \hline \end{array}$$

$$\begin{array}{r} 8 \\ \times 10 \\ \hline \end{array}$$

$$\begin{array}{r} 4 \\ \times 8 \\ \hline \end{array}$$

$$\begin{array}{r} 8 \\ \times 8 \\ \hline \end{array}$$

$$\begin{array}{r} 6 \\ \times 6 \\ \hline \end{array}$$

$$\begin{array}{r} 9 \\ \times 5 \\ \hline \end{array}$$

$$\begin{array}{r} 10 \\ \times 11 \\ \hline \end{array}$$

$$\begin{array}{r} 9 \\ \times 10 \\ \hline \end{array}$$

$$\begin{array}{r} 10 \\ \times 7 \\ \hline \end{array}$$

$$\begin{array}{r} 4 \\ \times 4 \\ \hline \end{array}$$

$$\begin{array}{r} 5 \\ \times 3 \\ \hline \end{array}$$

$$\begin{array}{r} 12 \\ \times 11 \\ \hline \end{array}$$

$$\begin{array}{r} 6 \\ \times 3 \\ \hline \end{array}$$

$$\begin{array}{r} 4 \\ \times 5 \\ \hline \end{array}$$

$$\begin{array}{r} 9 \\ \times 11 \\ \hline \end{array}$$

$$\begin{array}{r} 9 \\ \times 4 \\ \hline \end{array}$$

$$\begin{array}{r} 5 \\ \times 7 \\ \hline \end{array}$$

$$\begin{array}{r} 10 \\ \times 8 \\ \hline \end{array}$$

$$\begin{array}{r} 9 \\ \times 6 \\ \hline \end{array}$$

$$\begin{array}{r} 10 \\ \times 9 \\ \hline \end{array}$$

$$\begin{array}{r} 6 \\ \times 11 \\ \hline \end{array}$$

$$\begin{array}{r} 5 \\ \times 8 \\ \hline \end{array}$$

$$\begin{array}{r} 8 \\ \times 12 \\ \hline \end{array}$$

$$\begin{array}{r} 8 \\ \times 11 \\ \hline \end{array}$$

$$\begin{array}{r} 3 \\ \times 9 \\ \hline \end{array}$$

$$\begin{array}{r} 12 \\ \times 4 \\ \hline \end{array}$$

$$\begin{array}{r} 3 \\ \times 8 \\ \hline \end{array}$$

$$\begin{array}{r} 11 \\ \times 12 \\ \hline \end{array}$$



Name : _____

Score : _____

Teacher : _____

Date : _____

2 Minute Drill

$$\begin{array}{r} 10 \\ \times 12 \\ \hline \end{array}$$

$$\begin{array}{r} 6 \\ \times 9 \\ \hline \end{array}$$

$$\begin{array}{r} 10 \\ \times 6 \\ \hline \end{array}$$

$$\begin{array}{r} 6 \\ \times 10 \\ \hline \end{array}$$

$$\begin{array}{r} 9 \\ \times 11 \\ \hline \end{array}$$

$$\begin{array}{r} 5 \\ \times 10 \\ \hline \end{array}$$

$$\begin{array}{r} 5 \\ \times 8 \\ \hline \end{array}$$

$$\begin{array}{r} 11 \\ \times 9 \\ \hline \end{array}$$

$$\begin{array}{r} 12 \\ \times 8 \\ \hline \end{array}$$

$$\begin{array}{r} 9 \\ \times 5 \\ \hline \end{array}$$

$$\begin{array}{r} 10 \\ \times 9 \\ \hline \end{array}$$

$$\begin{array}{r} 4 \\ \times 10 \\ \hline \end{array}$$

$$\begin{array}{r} 8 \\ \times 3 \\ \hline \end{array}$$

$$\begin{array}{r} 12 \\ \times 7 \\ \hline \end{array}$$

$$\begin{array}{r} 5 \\ \times 5 \\ \hline \end{array}$$

$$\begin{array}{r} 11 \\ \times 12 \\ \hline \end{array}$$

$$\begin{array}{r} 6 \\ \times 3 \\ \hline \end{array}$$

$$\begin{array}{r} 7 \\ \times 10 \\ \hline \end{array}$$

$$\begin{array}{r} 11 \\ \times 11 \\ \hline \end{array}$$

$$\begin{array}{r} 8 \\ \times 5 \\ \hline \end{array}$$

$$\begin{array}{r} 8 \\ \times 7 \\ \hline \end{array}$$

$$\begin{array}{r} 5 \\ \times 7 \\ \hline \end{array}$$

$$\begin{array}{r} 3 \\ \times 12 \\ \hline \end{array}$$

$$\begin{array}{r} 5 \\ \times 12 \\ \hline \end{array}$$

$$\begin{array}{r} 6 \\ \times 8 \\ \hline \end{array}$$

$$\begin{array}{r} 8 \\ \times 12 \\ \hline \end{array}$$

$$\begin{array}{r} 5 \\ \times 6 \\ \hline \end{array}$$

$$\begin{array}{r} 4 \\ \times 6 \\ \hline \end{array}$$

$$\begin{array}{r} 4 \\ \times 12 \\ \hline \end{array}$$

$$\begin{array}{r} 3 \\ \times 5 \\ \hline \end{array}$$

$$\begin{array}{r} 6 \\ \times 4 \\ \hline \end{array}$$

$$\begin{array}{r} 5 \\ \times 4 \\ \hline \end{array}$$

$$\begin{array}{r} 7 \\ \times 7 \\ \hline \end{array}$$

$$\begin{array}{r} 7 \\ \times 4 \\ \hline \end{array}$$

$$\begin{array}{r} 4 \\ \times 4 \\ \hline \end{array}$$

$$\begin{array}{r} 7 \\ \times 8 \\ \hline \end{array}$$

$$\begin{array}{r} 9 \\ \times 12 \\ \hline \end{array}$$

$$\begin{array}{r} 4 \\ \times 11 \\ \hline \end{array}$$

$$\begin{array}{r} 9 \\ \times 7 \\ \hline \end{array}$$

$$\begin{array}{r} 11 \\ \times 3 \\ \hline \end{array}$$

$$\begin{array}{r} 9 \\ \times 6 \\ \hline \end{array}$$

$$\begin{array}{r} 4 \\ \times 5 \\ \hline \end{array}$$

$$\begin{array}{r} 7 \\ \times 5 \\ \hline \end{array}$$

$$\begin{array}{r} 12 \\ \times 5 \\ \hline \end{array}$$

$$\begin{array}{r} 7 \\ \times 12 \\ \hline \end{array}$$

$$\begin{array}{r} 11 \\ \times 10 \\ \hline \end{array}$$

$$\begin{array}{r} 12 \\ \times 9 \\ \hline \end{array}$$

$$\begin{array}{r} 3 \\ \times 6 \\ \hline \end{array}$$

$$\begin{array}{r} 12 \\ \times 6 \\ \hline \end{array}$$

$$\begin{array}{r} 6 \\ \times 5 \\ \hline \end{array}$$

$$\begin{array}{r} 3 \\ \times 9 \\ \hline \end{array}$$

$$\begin{array}{r} 3 \\ \times 3 \\ \hline \end{array}$$

$$\begin{array}{r} 3 \\ \times 7 \\ \hline \end{array}$$

$$\begin{array}{r} 10 \\ \times 5 \\ \hline \end{array}$$

$$\begin{array}{r} 12 \\ \times 10 \\ \hline \end{array}$$

$$\begin{array}{r} 5 \\ \times 11 \\ \hline \end{array}$$

$$\begin{array}{r} 8 \\ \times 11 \\ \hline \end{array}$$

$$\begin{array}{r} 8 \\ \times 10 \\ \hline \end{array}$$

$$\begin{array}{r} 11 \\ \times 8 \\ \hline \end{array}$$

$$\begin{array}{r} 3 \\ \times 4 \\ \hline \end{array}$$



Name : _____

Score : _____

Teacher : _____

Date : _____

2 Minute Drill

$$\begin{array}{r} 4 \\ \times 7 \\ \hline \end{array}$$

$$\begin{array}{r} 5 \\ \times 3 \\ \hline \end{array}$$

$$\begin{array}{r} 4 \\ \times 11 \\ \hline \end{array}$$

$$\begin{array}{r} 4 \\ \times 9 \\ \hline \end{array}$$

$$\begin{array}{r} 4 \\ \times 12 \\ \hline \end{array}$$

$$\begin{array}{r} 5 \\ \times 5 \\ \hline \end{array}$$

$$\begin{array}{r} 5 \\ \times 12 \\ \hline \end{array}$$

$$\begin{array}{r} 10 \\ \times 6 \\ \hline \end{array}$$

$$\begin{array}{r} 3 \\ \times 7 \\ \hline \end{array}$$

$$\begin{array}{r} 12 \\ \times 9 \\ \hline \end{array}$$

$$\begin{array}{r} 10 \\ \times 8 \\ \hline \end{array}$$

$$\begin{array}{r} 12 \\ \times 8 \\ \hline \end{array}$$

$$\begin{array}{r} 6 \\ \times 9 \\ \hline \end{array}$$

$$\begin{array}{r} 11 \\ \times 12 \\ \hline \end{array}$$

$$\begin{array}{r} 9 \\ \times 7 \\ \hline \end{array}$$

$$\begin{array}{r} 11 \\ \times 5 \\ \hline \end{array}$$

$$\begin{array}{r} 9 \\ \times 11 \\ \hline \end{array}$$

$$\begin{array}{r} 10 \\ \times 5 \\ \hline \end{array}$$

$$\begin{array}{r} 3 \\ \times 10 \\ \hline \end{array}$$

$$\begin{array}{r} 10 \\ \times 10 \\ \hline \end{array}$$

$$\begin{array}{r} 3 \\ \times 5 \\ \hline \end{array}$$

$$\begin{array}{r} 11 \\ \times 9 \\ \hline \end{array}$$

$$\begin{array}{r} 12 \\ \times 3 \\ \hline \end{array}$$

$$\begin{array}{r} 12 \\ \times 6 \\ \hline \end{array}$$

$$\begin{array}{r} 7 \\ \times 9 \\ \hline \end{array}$$

$$\begin{array}{r} 12 \\ \times 10 \\ \hline \end{array}$$

$$\begin{array}{r} 4 \\ \times 6 \\ \hline \end{array}$$

$$\begin{array}{r} 12 \\ \times 7 \\ \hline \end{array}$$

$$\begin{array}{r} 9 \\ \times 4 \\ \hline \end{array}$$

$$\begin{array}{r} 5 \\ \times 4 \\ \hline \end{array}$$

$$\begin{array}{r} 7 \\ \times 5 \\ \hline \end{array}$$

$$\begin{array}{r} 6 \\ \times 10 \\ \hline \end{array}$$

$$\begin{array}{r} 9 \\ \times 12 \\ \hline \end{array}$$

$$\begin{array}{r} 5 \\ \times 10 \\ \hline \end{array}$$

$$\begin{array}{r} 5 \\ \times 7 \\ \hline \end{array}$$

$$\begin{array}{r} 8 \\ \times 10 \\ \hline \end{array}$$

$$\begin{array}{r} 8 \\ \times 5 \\ \hline \end{array}$$

$$\begin{array}{r} 10 \\ \times 3 \\ \hline \end{array}$$

$$\begin{array}{r} 11 \\ \times 4 \\ \hline \end{array}$$

$$\begin{array}{r} 12 \\ \times 4 \\ \hline \end{array}$$

$$\begin{array}{r} 3 \\ \times 3 \\ \hline \end{array}$$

$$\begin{array}{r} 7 \\ \times 10 \\ \hline \end{array}$$

$$\begin{array}{r} 7 \\ \times 7 \\ \hline \end{array}$$

$$\begin{array}{r} 7 \\ \times 12 \\ \hline \end{array}$$

$$\begin{array}{r} 8 \\ \times 6 \\ \hline \end{array}$$

$$\begin{array}{r} 8 \\ \times 8 \\ \hline \end{array}$$

$$\begin{array}{r} 4 \\ \times 8 \\ \hline \end{array}$$

$$\begin{array}{r} 11 \\ \times 8 \\ \hline \end{array}$$

$$\begin{array}{r} 8 \\ \times 4 \\ \hline \end{array}$$

$$\begin{array}{r} 6 \\ \times 12 \\ \hline \end{array}$$

$$\begin{array}{r} 6 \\ \times 8 \\ \hline \end{array}$$

$$\begin{array}{r} 5 \\ \times 6 \\ \hline \end{array}$$

$$\begin{array}{r} 8 \\ \times 3 \\ \hline \end{array}$$

$$\begin{array}{r} 7 \\ \times 8 \\ \hline \end{array}$$

$$\begin{array}{r} 7 \\ \times 4 \\ \hline \end{array}$$

$$\begin{array}{r} 6 \\ \times 6 \\ \hline \end{array}$$

$$\begin{array}{r} 7 \\ \times 11 \\ \hline \end{array}$$

$$\begin{array}{r} 3 \\ \times 8 \\ \hline \end{array}$$

$$\begin{array}{r} 6 \\ \times 5 \\ \hline \end{array}$$

$$\begin{array}{r} 8 \\ \times 9 \\ \hline \end{array}$$



Name : _____

Score : _____

Teacher : _____

Date : _____

2 Minute Drill

$$\begin{array}{r} 5 \\ \times 7 \\ \hline \end{array}$$

$$\begin{array}{r} 8 \\ \times 8 \\ \hline \end{array}$$

$$\begin{array}{r} 7 \\ \times 5 \\ \hline \end{array}$$

$$\begin{array}{r} 6 \\ \times 6 \\ \hline \end{array}$$

$$\begin{array}{r} 11 \\ \times 6 \\ \hline \end{array}$$

$$\begin{array}{r} 6 \\ \times 7 \\ \hline \end{array}$$

$$\begin{array}{r} 9 \\ \times 5 \\ \hline \end{array}$$

$$\begin{array}{r} 12 \\ \times 6 \\ \hline \end{array}$$

$$\begin{array}{r} 11 \\ \times 4 \\ \hline \end{array}$$

$$\begin{array}{r} 9 \\ \times 3 \\ \hline \end{array}$$

$$\begin{array}{r} 12 \\ \times 8 \\ \hline \end{array}$$

$$\begin{array}{r} 8 \\ \times 5 \\ \hline \end{array}$$

$$\begin{array}{r} 8 \\ \times 7 \\ \hline \end{array}$$

$$\begin{array}{r} 3 \\ \times 6 \\ \hline \end{array}$$

$$\begin{array}{r} 6 \\ \times 8 \\ \hline \end{array}$$

$$\begin{array}{r} 11 \\ \times 10 \\ \hline \end{array}$$

$$\begin{array}{r} 8 \\ \times 4 \\ \hline \end{array}$$

$$\begin{array}{r} 4 \\ \times 6 \\ \hline \end{array}$$

$$\begin{array}{r} 6 \\ \times 10 \\ \hline \end{array}$$

$$\begin{array}{r} 9 \\ \times 6 \\ \hline \end{array}$$

$$\begin{array}{r} 6 \\ \times 5 \\ \hline \end{array}$$

$$\begin{array}{r} 10 \\ \times 4 \\ \hline \end{array}$$

$$\begin{array}{r} 5 \\ \times 4 \\ \hline \end{array}$$

$$\begin{array}{r} 3 \\ \times 7 \\ \hline \end{array}$$

$$\begin{array}{r} 5 \\ \times 12 \\ \hline \end{array}$$

$$\begin{array}{r} 9 \\ \times 4 \\ \hline \end{array}$$

$$\begin{array}{r} 4 \\ \times 9 \\ \hline \end{array}$$

$$\begin{array}{r} 6 \\ \times 9 \\ \hline \end{array}$$

$$\begin{array}{r} 3 \\ \times 4 \\ \hline \end{array}$$

$$\begin{array}{r} 9 \\ \times 10 \\ \hline \end{array}$$

$$\begin{array}{r} 8 \\ \times 9 \\ \hline \end{array}$$

$$\begin{array}{r} 7 \\ \times 7 \\ \hline \end{array}$$

$$\begin{array}{r} 7 \\ \times 10 \\ \hline \end{array}$$

$$\begin{array}{r} 7 \\ \times 3 \\ \hline \end{array}$$

$$\begin{array}{r} 3 \\ \times 8 \\ \hline \end{array}$$

$$\begin{array}{r} 4 \\ \times 4 \\ \hline \end{array}$$

$$\begin{array}{r} 7 \\ \times 4 \\ \hline \end{array}$$

$$\begin{array}{r} 7 \\ \times 9 \\ \hline \end{array}$$

$$\begin{array}{r} 10 \\ \times 6 \\ \hline \end{array}$$

$$\begin{array}{r} 11 \\ \times 12 \\ \hline \end{array}$$

$$\begin{array}{r} 12 \\ \times 5 \\ \hline \end{array}$$

$$\begin{array}{r} 12 \\ \times 7 \\ \hline \end{array}$$

$$\begin{array}{r} 5 \\ \times 6 \\ \hline \end{array}$$

$$\begin{array}{r} 5 \\ \times 5 \\ \hline \end{array}$$

$$\begin{array}{r} 7 \\ \times 6 \\ \hline \end{array}$$

$$\begin{array}{r} 5 \\ \times 3 \\ \hline \end{array}$$

$$\begin{array}{r} 4 \\ \times 12 \\ \hline \end{array}$$

$$\begin{array}{r} 4 \\ \times 10 \\ \hline \end{array}$$

$$\begin{array}{r} 11 \\ \times 5 \\ \hline \end{array}$$

$$\begin{array}{r} 3 \\ \times 5 \\ \hline \end{array}$$

$$\begin{array}{r} 3 \\ \times 10 \\ \hline \end{array}$$

$$\begin{array}{r} 6 \\ \times 4 \\ \hline \end{array}$$

$$\begin{array}{r} 4 \\ \times 7 \\ \hline \end{array}$$

$$\begin{array}{r} 11 \\ \times 11 \\ \hline \end{array}$$

$$\begin{array}{r} 9 \\ \times 12 \\ \hline \end{array}$$

$$\begin{array}{r} 6 \\ \times 11 \\ \hline \end{array}$$

$$\begin{array}{r} 9 \\ \times 9 \\ \hline \end{array}$$

$$\begin{array}{r} 10 \\ \times 7 \\ \hline \end{array}$$

$$\begin{array}{r} 7 \\ \times 12 \\ \hline \end{array}$$

$$\begin{array}{r} 10 \\ \times 10 \\ \hline \end{array}$$



Name : _____

Score : _____

Teacher : _____

Date : _____

2 Minute Drill

$$\begin{array}{r} 3 \\ \times 10 \\ \hline \end{array}$$

$$\begin{array}{r} 10 \\ \times 12 \\ \hline \end{array}$$

$$\begin{array}{r} 12 \\ \times 8 \\ \hline \end{array}$$

$$\begin{array}{r} 11 \\ \times 12 \\ \hline \end{array}$$

$$\begin{array}{r} 6 \\ \times 11 \\ \hline \end{array}$$

$$\begin{array}{r} 7 \\ \times 10 \\ \hline \end{array}$$

$$\begin{array}{r} 5 \\ \times 8 \\ \hline \end{array}$$

$$\begin{array}{r} 3 \\ \times 12 \\ \hline \end{array}$$

$$\begin{array}{r} 12 \\ \times 7 \\ \hline \end{array}$$

$$\begin{array}{r} 3 \\ \times 9 \\ \hline \end{array}$$

$$\begin{array}{r} 6 \\ \times 8 \\ \hline \end{array}$$

$$\begin{array}{r} 10 \\ \times 4 \\ \hline \end{array}$$

$$\begin{array}{r} 8 \\ \times 5 \\ \hline \end{array}$$

$$\begin{array}{r} 6 \\ \times 6 \\ \hline \end{array}$$

$$\begin{array}{r} 12 \\ \times 6 \\ \hline \end{array}$$

$$\begin{array}{r} 5 \\ \times 3 \\ \hline \end{array}$$

$$\begin{array}{r} 3 \\ \times 6 \\ \hline \end{array}$$

$$\begin{array}{r} 3 \\ \times 11 \\ \hline \end{array}$$

$$\begin{array}{r} 9 \\ \times 11 \\ \hline \end{array}$$

$$\begin{array}{r} 8 \\ \times 7 \\ \hline \end{array}$$

$$\begin{array}{r} 5 \\ \times 12 \\ \hline \end{array}$$

$$\begin{array}{r} 9 \\ \times 7 \\ \hline \end{array}$$

$$\begin{array}{r} 5 \\ \times 6 \\ \hline \end{array}$$

$$\begin{array}{r} 10 \\ \times 6 \\ \hline \end{array}$$

$$\begin{array}{r} 7 \\ \times 6 \\ \hline \end{array}$$

$$\begin{array}{r} 3 \\ \times 8 \\ \hline \end{array}$$

$$\begin{array}{r} 10 \\ \times 8 \\ \hline \end{array}$$

$$\begin{array}{r} 12 \\ \times 4 \\ \hline \end{array}$$

$$\begin{array}{r} 6 \\ \times 5 \\ \hline \end{array}$$

$$\begin{array}{r} 11 \\ \times 9 \\ \hline \end{array}$$

$$\begin{array}{r} 10 \\ \times 7 \\ \hline \end{array}$$

$$\begin{array}{r} 11 \\ \times 4 \\ \hline \end{array}$$

$$\begin{array}{r} 10 \\ \times 5 \\ \hline \end{array}$$

$$\begin{array}{r} 5 \\ \times 10 \\ \hline \end{array}$$

$$\begin{array}{r} 3 \\ \times 4 \\ \hline \end{array}$$

$$\begin{array}{r} 7 \\ \times 12 \\ \hline \end{array}$$

$$\begin{array}{r} 4 \\ \times 3 \\ \hline \end{array}$$

$$\begin{array}{r} 9 \\ \times 5 \\ \hline \end{array}$$

$$\begin{array}{r} 4 \\ \times 6 \\ \hline \end{array}$$

$$\begin{array}{r} 8 \\ \times 11 \\ \hline \end{array}$$

$$\begin{array}{r} 9 \\ \times 4 \\ \hline \end{array}$$

$$\begin{array}{r} 5 \\ \times 4 \\ \hline \end{array}$$

$$\begin{array}{r} 7 \\ \times 3 \\ \hline \end{array}$$

$$\begin{array}{r} 3 \\ \times 5 \\ \hline \end{array}$$

$$\begin{array}{r} 10 \\ \times 9 \\ \hline \end{array}$$

$$\begin{array}{r} 7 \\ \times 5 \\ \hline \end{array}$$

$$\begin{array}{r} 3 \\ \times 7 \\ \hline \end{array}$$

$$\begin{array}{r} 6 \\ \times 12 \\ \hline \end{array}$$

$$\begin{array}{r} 6 \\ \times 4 \\ \hline \end{array}$$

$$\begin{array}{r} 9 \\ \times 6 \\ \hline \end{array}$$

$$\begin{array}{r} 6 \\ \times 9 \\ \hline \end{array}$$

$$\begin{array}{r} 4 \\ \times 9 \\ \hline \end{array}$$

$$\begin{array}{r} 11 \\ \times 11 \\ \hline \end{array}$$

$$\begin{array}{r} 6 \\ \times 10 \\ \hline \end{array}$$

$$\begin{array}{r} 4 \\ \times 8 \\ \hline \end{array}$$

$$\begin{array}{r} 11 \\ \times 8 \\ \hline \end{array}$$

$$\begin{array}{r} 8 \\ \times 8 \\ \hline \end{array}$$

$$\begin{array}{r} 4 \\ \times 5 \\ \hline \end{array}$$

$$\begin{array}{r} 12 \\ \times 3 \\ \hline \end{array}$$

$$\begin{array}{r} 5 \\ \times 7 \\ \hline \end{array}$$



Optional Extra

Name : _____

Score : _____

Teacher : _____

Date : _____

2 Minute Drill

$$\begin{array}{r} 8 \\ \times 8 \\ \hline \end{array}$$

$$\begin{array}{r} 10 \\ \times 5 \\ \hline \end{array}$$

$$\begin{array}{r} 9 \\ \times 3 \\ \hline \end{array}$$

$$\begin{array}{r} 5 \\ \times 8 \\ \hline \end{array}$$

$$\begin{array}{r} 7 \\ \times 11 \\ \hline \end{array}$$

$$\begin{array}{r} 9 \\ \times 5 \\ \hline \end{array}$$

$$\begin{array}{r} 12 \\ \times 6 \\ \hline \end{array}$$

$$\begin{array}{r} 12 \\ \times 9 \\ \hline \end{array}$$

$$\begin{array}{r} 5 \\ \times 3 \\ \hline \end{array}$$

$$\begin{array}{r} 10 \\ \times 6 \\ \hline \end{array}$$

$$\begin{array}{r} 4 \\ \times 7 \\ \hline \end{array}$$

$$\begin{array}{r} 5 \\ \times 10 \\ \hline \end{array}$$

$$\begin{array}{r} 9 \\ \times 4 \\ \hline \end{array}$$

$$\begin{array}{r} 8 \\ \times 9 \\ \hline \end{array}$$

$$\begin{array}{r} 8 \\ \times 10 \\ \hline \end{array}$$

$$\begin{array}{r} 4 \\ \times 10 \\ \hline \end{array}$$

$$\begin{array}{r} 12 \\ \times 10 \\ \hline \end{array}$$

$$\begin{array}{r} 3 \\ \times 5 \\ \hline \end{array}$$

$$\begin{array}{r} 9 \\ \times 10 \\ \hline \end{array}$$

$$\begin{array}{r} 4 \\ \times 11 \\ \hline \end{array}$$

$$\begin{array}{r} 3 \\ \times 7 \\ \hline \end{array}$$

$$\begin{array}{r} 11 \\ \times 3 \\ \hline \end{array}$$

$$\begin{array}{r} 4 \\ \times 5 \\ \hline \end{array}$$

$$\begin{array}{r} 10 \\ \times 8 \\ \hline \end{array}$$

$$\begin{array}{r} 6 \\ \times 7 \\ \hline \end{array}$$

$$\begin{array}{r} 8 \\ \times 6 \\ \hline \end{array}$$

$$\begin{array}{r} 11 \\ \times 6 \\ \hline \end{array}$$

$$\begin{array}{r} 6 \\ \times 6 \\ \hline \end{array}$$

$$\begin{array}{r} 9 \\ \times 12 \\ \hline \end{array}$$

$$\begin{array}{r} 12 \\ \times 12 \\ \hline \end{array}$$

$$\begin{array}{r} 9 \\ \times 9 \\ \hline \end{array}$$

$$\begin{array}{r} 7 \\ \times 7 \\ \hline \end{array}$$

$$\begin{array}{r} 10 \\ \times 12 \\ \hline \end{array}$$

$$\begin{array}{r} 4 \\ \times 8 \\ \hline \end{array}$$

$$\begin{array}{r} 11 \\ \times 5 \\ \hline \end{array}$$

$$\begin{array}{r} 11 \\ \times 7 \\ \hline \end{array}$$

$$\begin{array}{r} 6 \\ \times 8 \\ \hline \end{array}$$

$$\begin{array}{r} 6 \\ \times 10 \\ \hline \end{array}$$

$$\begin{array}{r} 5 \\ \times 11 \\ \hline \end{array}$$

$$\begin{array}{r} 6 \\ \times 3 \\ \hline \end{array}$$

$$\begin{array}{r} 5 \\ \times 6 \\ \hline \end{array}$$

$$\begin{array}{r} 9 \\ \times 8 \\ \hline \end{array}$$

$$\begin{array}{r} 7 \\ \times 8 \\ \hline \end{array}$$

$$\begin{array}{r} 6 \\ \times 11 \\ \hline \end{array}$$

$$\begin{array}{r} 10 \\ \times 7 \\ \hline \end{array}$$

$$\begin{array}{r} 12 \\ \times 3 \\ \hline \end{array}$$

$$\begin{array}{r} 9 \\ \times 6 \\ \hline \end{array}$$

$$\begin{array}{r} 8 \\ \times 3 \\ \hline \end{array}$$

$$\begin{array}{r} 5 \\ \times 12 \\ \hline \end{array}$$

$$\begin{array}{r} 8 \\ \times 5 \\ \hline \end{array}$$

$$\begin{array}{r} 5 \\ \times 7 \\ \hline \end{array}$$

$$\begin{array}{r} 9 \\ \times 11 \\ \hline \end{array}$$

$$\begin{array}{r} 6 \\ \times 4 \\ \hline \end{array}$$

$$\begin{array}{r} 7 \\ \times 10 \\ \hline \end{array}$$

$$\begin{array}{r} 12 \\ \times 8 \\ \hline \end{array}$$

$$\begin{array}{r} 7 \\ \times 12 \\ \hline \end{array}$$

$$\begin{array}{r} 5 \\ \times 4 \\ \hline \end{array}$$

$$\begin{array}{r} 12 \\ \times 11 \\ \hline \end{array}$$

$$\begin{array}{r} 3 \\ \times 9 \\ \hline \end{array}$$

$$\begin{array}{r} 4 \\ \times 12 \\ \hline \end{array}$$



Optional Extra

Name : _____

Score : _____

Teacher : _____

Date : _____

2 Minute Drill

$$\begin{array}{r} 4 \\ \times 9 \\ \hline \end{array}$$

$$\begin{array}{r} 9 \\ \times 4 \\ \hline \end{array}$$

$$\begin{array}{r} 5 \\ \times 10 \\ \hline \end{array}$$

$$\begin{array}{r} 3 \\ \times 3 \\ \hline \end{array}$$

$$\begin{array}{r} 5 \\ \times 6 \\ \hline \end{array}$$

$$\begin{array}{r} 8 \\ \times 8 \\ \hline \end{array}$$

$$\begin{array}{r} 4 \\ \times 10 \\ \hline \end{array}$$

$$\begin{array}{r} 11 \\ \times 12 \\ \hline \end{array}$$

$$\begin{array}{r} 3 \\ \times 7 \\ \hline \end{array}$$

$$\begin{array}{r} 8 \\ \times 7 \\ \hline \end{array}$$

$$\begin{array}{r} 6 \\ \times 12 \\ \hline \end{array}$$

$$\begin{array}{r} 12 \\ \times 10 \\ \hline \end{array}$$

$$\begin{array}{r} 3 \\ \times 8 \\ \hline \end{array}$$

$$\begin{array}{r} 12 \\ \times 12 \\ \hline \end{array}$$

$$\begin{array}{r} 10 \\ \times 6 \\ \hline \end{array}$$

$$\begin{array}{r} 10 \\ \times 5 \\ \hline \end{array}$$

$$\begin{array}{r} 10 \\ \times 12 \\ \hline \end{array}$$

$$\begin{array}{r} 4 \\ \times 6 \\ \hline \end{array}$$

$$\begin{array}{r} 11 \\ \times 9 \\ \hline \end{array}$$

$$\begin{array}{r} 10 \\ \times 9 \\ \hline \end{array}$$

$$\begin{array}{r} 4 \\ \times 8 \\ \hline \end{array}$$

$$\begin{array}{r} 11 \\ \times 11 \\ \hline \end{array}$$

$$\begin{array}{r} 10 \\ \times 11 \\ \hline \end{array}$$

$$\begin{array}{r} 8 \\ \times 3 \\ \hline \end{array}$$

$$\begin{array}{r} 11 \\ \times 3 \\ \hline \end{array}$$

$$\begin{array}{r} 6 \\ \times 3 \\ \hline \end{array}$$

$$\begin{array}{r} 11 \\ \times 5 \\ \hline \end{array}$$

$$\begin{array}{r} 5 \\ \times 9 \\ \hline \end{array}$$

$$\begin{array}{r} 3 \\ \times 4 \\ \hline \end{array}$$

$$\begin{array}{r} 5 \\ \times 3 \\ \hline \end{array}$$

$$\begin{array}{r} 9 \\ \times 10 \\ \hline \end{array}$$

$$\begin{array}{r} 3 \\ \times 12 \\ \hline \end{array}$$

$$\begin{array}{r} 12 \\ \times 9 \\ \hline \end{array}$$

$$\begin{array}{r} 8 \\ \times 6 \\ \hline \end{array}$$

$$\begin{array}{r} 12 \\ \times 3 \\ \hline \end{array}$$

$$\begin{array}{r} 7 \\ \times 5 \\ \hline \end{array}$$

$$\begin{array}{r} 7 \\ \times 8 \\ \hline \end{array}$$

$$\begin{array}{r} 11 \\ \times 6 \\ \hline \end{array}$$

$$\begin{array}{r} 6 \\ \times 9 \\ \hline \end{array}$$

$$\begin{array}{r} 12 \\ \times 4 \\ \hline \end{array}$$

$$\begin{array}{r} 6 \\ \times 5 \\ \hline \end{array}$$

$$\begin{array}{r} 5 \\ \times 7 \\ \hline \end{array}$$

$$\begin{array}{r} 4 \\ \times 5 \\ \hline \end{array}$$

$$\begin{array}{r} 4 \\ \times 7 \\ \hline \end{array}$$

$$\begin{array}{r} 9 \\ \times 8 \\ \hline \end{array}$$

$$\begin{array}{r} 7 \\ \times 12 \\ \hline \end{array}$$

$$\begin{array}{r} 6 \\ \times 11 \\ \hline \end{array}$$

$$\begin{array}{r} 8 \\ \times 10 \\ \hline \end{array}$$

$$\begin{array}{r} 4 \\ \times 12 \\ \hline \end{array}$$

$$\begin{array}{r} 10 \\ \times 8 \\ \hline \end{array}$$

$$\begin{array}{r} 6 \\ \times 7 \\ \hline \end{array}$$

$$\begin{array}{r} 7 \\ \times 9 \\ \hline \end{array}$$

$$\begin{array}{r} 3 \\ \times 10 \\ \hline \end{array}$$

$$\begin{array}{r} 12 \\ \times 5 \\ \hline \end{array}$$

$$\begin{array}{r} 5 \\ \times 5 \\ \hline \end{array}$$

$$\begin{array}{r} 8 \\ \times 11 \\ \hline \end{array}$$

$$\begin{array}{r} 7 \\ \times 3 \\ \hline \end{array}$$

$$\begin{array}{r} 10 \\ \times 10 \\ \hline \end{array}$$

$$\begin{array}{r} 11 \\ \times 7 \\ \hline \end{array}$$

$$\begin{array}{r} 4 \\ \times 11 \\ \hline \end{array}$$



Optional Extra

Name : _____

Score : _____

Teacher : _____

Date : _____

2 Minute Drill

$$\begin{array}{r} 4 \\ \times 11 \\ \hline \end{array}$$

$$\begin{array}{r} 12 \\ \times 8 \\ \hline \end{array}$$

$$\begin{array}{r} 5 \\ \times 6 \\ \hline \end{array}$$

$$\begin{array}{r} 3 \\ \times 10 \\ \hline \end{array}$$

$$\begin{array}{r} 11 \\ \times 9 \\ \hline \end{array}$$

$$\begin{array}{r} 5 \\ \times 4 \\ \hline \end{array}$$

$$\begin{array}{r} 8 \\ \times 3 \\ \hline \end{array}$$

$$\begin{array}{r} 11 \\ \times 3 \\ \hline \end{array}$$

$$\begin{array}{r} 8 \\ \times 11 \\ \hline \end{array}$$

$$\begin{array}{r} 10 \\ \times 9 \\ \hline \end{array}$$

$$\begin{array}{r} 10 \\ \times 6 \\ \hline \end{array}$$

$$\begin{array}{r} 4 \\ \times 8 \\ \hline \end{array}$$

$$\begin{array}{r} 5 \\ \times 5 \\ \hline \end{array}$$

$$\begin{array}{r} 9 \\ \times 7 \\ \hline \end{array}$$

$$\begin{array}{r} 8 \\ \times 5 \\ \hline \end{array}$$

$$\begin{array}{r} 10 \\ \times 11 \\ \hline \end{array}$$

$$\begin{array}{r} 6 \\ \times 9 \\ \hline \end{array}$$

$$\begin{array}{r} 7 \\ \times 5 \\ \hline \end{array}$$

$$\begin{array}{r} 3 \\ \times 12 \\ \hline \end{array}$$

$$\begin{array}{r} 3 \\ \times 7 \\ \hline \end{array}$$

$$\begin{array}{r} 8 \\ \times 8 \\ \hline \end{array}$$

$$\begin{array}{r} 12 \\ \times 7 \\ \hline \end{array}$$

$$\begin{array}{r} 7 \\ \times 10 \\ \hline \end{array}$$

$$\begin{array}{r} 7 \\ \times 9 \\ \hline \end{array}$$

$$\begin{array}{r} 3 \\ \times 11 \\ \hline \end{array}$$

$$\begin{array}{r} 9 \\ \times 11 \\ \hline \end{array}$$

$$\begin{array}{r} 10 \\ \times 12 \\ \hline \end{array}$$

$$\begin{array}{r} 9 \\ \times 10 \\ \hline \end{array}$$

$$\begin{array}{r} 9 \\ \times 9 \\ \hline \end{array}$$

$$\begin{array}{r} 4 \\ \times 9 \\ \hline \end{array}$$

$$\begin{array}{r} 11 \\ \times 7 \\ \hline \end{array}$$

$$\begin{array}{r} 11 \\ \times 12 \\ \hline \end{array}$$

$$\begin{array}{r} 5 \\ \times 11 \\ \hline \end{array}$$

$$\begin{array}{r} 5 \\ \times 12 \\ \hline \end{array}$$

$$\begin{array}{r} 8 \\ \times 10 \\ \hline \end{array}$$

$$\begin{array}{r} 3 \\ \times 5 \\ \hline \end{array}$$

$$\begin{array}{r} 12 \\ \times 6 \\ \hline \end{array}$$

$$\begin{array}{r} 12 \\ \times 10 \\ \hline \end{array}$$

$$\begin{array}{r} 9 \\ \times 12 \\ \hline \end{array}$$

$$\begin{array}{r} 9 \\ \times 3 \\ \hline \end{array}$$

$$\begin{array}{r} 11 \\ \times 4 \\ \hline \end{array}$$

$$\begin{array}{r} 6 \\ \times 3 \\ \hline \end{array}$$

$$\begin{array}{r} 11 \\ \times 11 \\ \hline \end{array}$$

$$\begin{array}{r} 5 \\ \times 10 \\ \hline \end{array}$$

$$\begin{array}{r} 8 \\ \times 9 \\ \hline \end{array}$$

$$\begin{array}{r} 6 \\ \times 7 \\ \hline \end{array}$$

$$\begin{array}{r} 10 \\ \times 3 \\ \hline \end{array}$$

$$\begin{array}{r} 6 \\ \times 12 \\ \hline \end{array}$$

$$\begin{array}{r} 7 \\ \times 6 \\ \hline \end{array}$$

$$\begin{array}{r} 11 \\ \times 5 \\ \hline \end{array}$$

$$\begin{array}{r} 12 \\ \times 9 \\ \hline \end{array}$$

$$\begin{array}{r} 8 \\ \times 12 \\ \hline \end{array}$$

$$\begin{array}{r} 6 \\ \times 6 \\ \hline \end{array}$$

$$\begin{array}{r} 12 \\ \times 11 \\ \hline \end{array}$$

$$\begin{array}{r} 3 \\ \times 8 \\ \hline \end{array}$$

$$\begin{array}{r} 9 \\ \times 6 \\ \hline \end{array}$$

$$\begin{array}{r} 6 \\ \times 10 \\ \hline \end{array}$$

$$\begin{array}{r} 4 \\ \times 7 \\ \hline \end{array}$$

$$\begin{array}{r} 6 \\ \times 8 \\ \hline \end{array}$$

$$\begin{array}{r} 3 \\ \times 9 \\ \hline \end{array}$$



Optional Extra

Name : _____

Score : _____

Teacher : _____

Date : _____

2 Minute Drill

$$\begin{array}{r} 5 \\ \times 4 \\ \hline \end{array}$$

$$\begin{array}{r} 4 \\ \times 3 \\ \hline \end{array}$$

$$\begin{array}{r} 7 \\ \times 11 \\ \hline \end{array}$$

$$\begin{array}{r} 6 \\ \times 4 \\ \hline \end{array}$$

$$\begin{array}{r} 12 \\ \times 3 \\ \hline \end{array}$$

$$\begin{array}{r} 4 \\ \times 7 \\ \hline \end{array}$$

$$\begin{array}{r} 4 \\ \times 5 \\ \hline \end{array}$$

$$\begin{array}{r} 3 \\ \times 10 \\ \hline \end{array}$$

$$\begin{array}{r} 11 \\ \times 7 \\ \hline \end{array}$$

$$\begin{array}{r} 11 \\ \times 5 \\ \hline \end{array}$$

$$\begin{array}{r} 11 \\ \times 9 \\ \hline \end{array}$$

$$\begin{array}{r} 11 \\ \times 4 \\ \hline \end{array}$$

$$\begin{array}{r} 3 \\ \times 6 \\ \hline \end{array}$$

$$\begin{array}{r} 8 \\ \times 11 \\ \hline \end{array}$$

$$\begin{array}{r} 6 \\ \times 7 \\ \hline \end{array}$$

$$\begin{array}{r} 8 \\ \times 6 \\ \hline \end{array}$$

$$\begin{array}{r} 3 \\ \times 8 \\ \hline \end{array}$$

$$\begin{array}{r} 6 \\ \times 12 \\ \hline \end{array}$$

$$\begin{array}{r} 5 \\ \times 6 \\ \hline \end{array}$$

$$\begin{array}{r} 4 \\ \times 4 \\ \hline \end{array}$$

$$\begin{array}{r} 10 \\ \times 3 \\ \hline \end{array}$$

$$\begin{array}{r} 8 \\ \times 9 \\ \hline \end{array}$$

$$\begin{array}{r} 4 \\ \times 8 \\ \hline \end{array}$$

$$\begin{array}{r} 7 \\ \times 8 \\ \hline \end{array}$$

$$\begin{array}{r} 6 \\ \times 9 \\ \hline \end{array}$$

$$\begin{array}{r} 11 \\ \times 3 \\ \hline \end{array}$$

$$\begin{array}{r} 7 \\ \times 12 \\ \hline \end{array}$$

$$\begin{array}{r} 6 \\ \times 11 \\ \hline \end{array}$$

$$\begin{array}{r} 10 \\ \times 10 \\ \hline \end{array}$$

$$\begin{array}{r} 10 \\ \times 4 \\ \hline \end{array}$$

$$\begin{array}{r} 5 \\ \times 10 \\ \hline \end{array}$$

$$\begin{array}{r} 9 \\ \times 6 \\ \hline \end{array}$$

$$\begin{array}{r} 6 \\ \times 10 \\ \hline \end{array}$$

$$\begin{array}{r} 8 \\ \times 5 \\ \hline \end{array}$$

$$\begin{array}{r} 7 \\ \times 10 \\ \hline \end{array}$$

$$\begin{array}{r} 11 \\ \times 6 \\ \hline \end{array}$$

$$\begin{array}{r} 11 \\ \times 10 \\ \hline \end{array}$$

$$\begin{array}{r} 10 \\ \times 9 \\ \hline \end{array}$$

$$\begin{array}{r} 4 \\ \times 6 \\ \hline \end{array}$$

$$\begin{array}{r} 9 \\ \times 12 \\ \hline \end{array}$$

$$\begin{array}{r} 5 \\ \times 12 \\ \hline \end{array}$$

$$\begin{array}{r} 12 \\ \times 9 \\ \hline \end{array}$$

$$\begin{array}{r} 12 \\ \times 11 \\ \hline \end{array}$$

$$\begin{array}{r} 4 \\ \times 10 \\ \hline \end{array}$$

$$\begin{array}{r} 9 \\ \times 5 \\ \hline \end{array}$$

$$\begin{array}{r} 11 \\ \times 8 \\ \hline \end{array}$$

$$\begin{array}{r} 12 \\ \times 4 \\ \hline \end{array}$$

$$\begin{array}{r} 4 \\ \times 9 \\ \hline \end{array}$$

$$\begin{array}{r} 3 \\ \times 4 \\ \hline \end{array}$$

$$\begin{array}{r} 10 \\ \times 7 \\ \hline \end{array}$$

$$\begin{array}{r} 11 \\ \times 12 \\ \hline \end{array}$$

$$\begin{array}{r} 8 \\ \times 4 \\ \hline \end{array}$$

$$\begin{array}{r} 8 \\ \times 7 \\ \hline \end{array}$$

$$\begin{array}{r} 9 \\ \times 7 \\ \hline \end{array}$$

$$\begin{array}{r} 4 \\ \times 11 \\ \hline \end{array}$$

$$\begin{array}{r} 9 \\ \times 8 \\ \hline \end{array}$$

$$\begin{array}{r} 6 \\ \times 8 \\ \hline \end{array}$$

$$\begin{array}{r} 6 \\ \times 5 \\ \hline \end{array}$$

$$\begin{array}{r} 8 \\ \times 10 \\ \hline \end{array}$$

$$\begin{array}{r} 4 \\ \times 12 \\ \hline \end{array}$$

