

Student Name \_\_\_\_\_

Second Grade

Dear Parents,

We are so proud of the academic growth our students have made this year and the hard work they have put in! To continue building on their success, we want to be proactive about a common challenge known as the "summer slide" - the loss of skills over the summer months. We want students to enjoy a well-deserved break while also maintaining the progress they've worked so hard to achieve. To help with this, we are sending home a packet of practice skill pages along with required summer activities.

Here's what students are expected to complete:

- **Math: Students must achieve 6 green lights in Reflex Math over the summer.**
- **Skill Practice: A packet of practice skill pages is attached.**
- **Pacing: We've included a suggested pacing guide to help your child spread the work out evenly. While the pacing is optional, spreading the work out (instead of saving it all for the end) is far more effective for learning and retention.**

Regular reading and math practice over the summer helps students strengthen their fluency, comprehension, and overall confidence heading into the next school year. Reading with your child remains one of the most powerful ways to support their learning. Please encourage your child to choose books that are at the right reading level - not too easy and not too hard. To find the level of any book, you can visit [arbookfind.com](http://arbookfind.com). Below, you'll find your child's recommended reading levels.

**AR website:** <https://global-zone51.renaissance-go.com/welcomeportal/211290>



**Recommended Book Levels:** \_\_\_\_\_

Thank you for supporting your child's continued growth. We are excited to see all they accomplish this summer and beyond!

**\*\*Students are required to complete their summer work packet & get 6 Reflex Math green lights. These assignments are due by Friday, August 14th, and will count as the student's first reading and math grades.**



## Second Grade Summer Practice Packet Suggested Pacing

- June 1 – 5:** pages 1, 2, & 3
- June 8 – 12:** pages 4, 5, & 6
- June 15 – 19:** pages 7, 8, & 9
- June 22 – 26:** pages 10, 11, & 12
- July 6 – 10:** pages 13, 14, & 15
- July 13 – 17:** pages 16, 17, & 18
- July 20 – 24:** pages 19, 20, & 21

AR Login  
QR Code



---


### Summer Challenge: *(Optional)*

Below is also a challenge section. If students go above and beyond the required work, they will receive a reward for their efforts. Complete all of these additional "above and beyond" activities to receive a prize when we get back to school.

- Biography:** Guardian's Initials: \_\_\_\_\_ Date: \_\_\_\_\_
- Poetry Book:** Guardian's Initials: \_\_\_\_\_ Date: \_\_\_\_\_
- Magazine:** Guardian's Initials: \_\_\_\_\_ Date: \_\_\_\_\_
- Nonfiction Book:** Guardian's Initials: \_\_\_\_\_ Date: \_\_\_\_\_
- Fiction Book:** Guardian's Initials: \_\_\_\_\_ Date: \_\_\_\_\_

---

\*\*\*Students must get **6 green lights in Reflex Math** over the summer. Color in a star each time a student gets a green light. (Website: <https://www.reflexmath.com/>)





# 2.NBT.5 - Adding Within 100

Name: \_\_\_\_\_

Date: \_\_\_\_\_

$$\begin{array}{r} 54 \\ + 34 \\ \hline \end{array}$$

$$\begin{array}{r} 29 \\ + 63 \\ \hline \end{array}$$

$$\begin{array}{r} 55 \\ + 42 \\ \hline \end{array}$$

$$\begin{array}{r} 71 \\ + 14 \\ \hline \end{array}$$

$$\begin{array}{r} 75 \\ + 12 \\ \hline \end{array}$$

$$\begin{array}{r} 68 \\ + 41 \\ \hline \end{array}$$

$$\begin{array}{r} 43 \\ + 34 \\ \hline \end{array}$$

$$\begin{array}{r} 54 \\ + 26 \\ \hline \end{array}$$

$$\begin{array}{r} 82 \\ + 9 \\ \hline \end{array}$$

$$\begin{array}{r} 58 \\ + 35 \\ \hline \end{array}$$

$$\begin{array}{r} 72 \\ + 31 \\ \hline \end{array}$$

$$\begin{array}{r} 43 \\ + 61 \\ \hline \end{array}$$

Name: \_\_\_\_\_

Date: \_\_\_\_/\_\_\_\_/\_\_\_\_ © 2018 KDS' Little Learners

# Sequencing Reading Passages

Directions: Read each passage, answer the questions.

## A Beach Day

Cindy and Laura went to the beach with their mom. To start with, they ran up and down the sandy beach. After that, they all had a picnic. They ate fruit, chicken, rice and they sipped on their fruit punch. Then, they built a sandcastle. The sky turned dark. "It's time to go, girls," said mom.

What happened at the **END** of the story?

What happened **FIRST** in the story? 

- Cindy and Laura went to the beach.
- They had a picnic on the beach.
- The sky turned dark.

What happened **AFTER** Cindy and Laura built a sandcastle? 

Use numbers 1-4 to put the events of the story in order.

	They sky turned dark.
	They ran up and down the beach.
	They had a picnic.
	Cindy and Laura went to the beach.

## 2.NBT.1 - Understanding Place Value

Name: \_\_\_\_\_ Date: \_\_\_\_\_

Write the value of the underlined number.

358    ---

107    ---

899    ---

282 ---

298 ---

882 ---

361    ---

381    ---

818    ---

805    ---

67    ---

112    ---

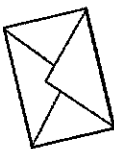
Name: \_\_\_\_\_

Date: \_\_\_\_/\_\_\_\_/\_\_\_\_ © 2018 KDS Little Learners

# Sequencing Reading Passages

Directions: Read each passage, answer the questions.

## A Long Letter



Seth was feeling ill, so he stayed home from school. Around noon, Seth became bored. He opened his backpack, took out a pencil and began to write to his friend Noah. Seth started with his **greeting** and the **date**. Next, he wrote the **body** of his letter. Then, he wrote the **closing** of his letter. Finally, Seth **signed** his name at the bottom of the letter and placed the letter inside his backpack.

What happened **FIRST** in the story?

What happened **LAST** in the story?

Seth signed his letter and put it in his backpack.

Seth wrote a greeting and the date.

Seth wrote the body of his letter.

What happened **AFTER** Seth got bored?

Use numbers 1-4 to put the events of the story in order.

Seth signed his name on the letter.

Seth was feeling ill and stayed home

Seth wrote his closing in the letter.

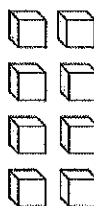
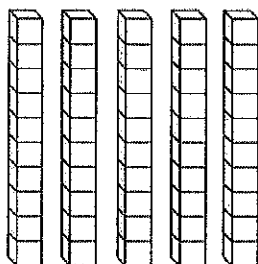
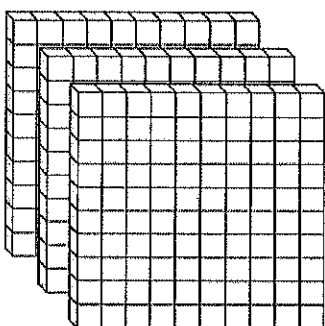
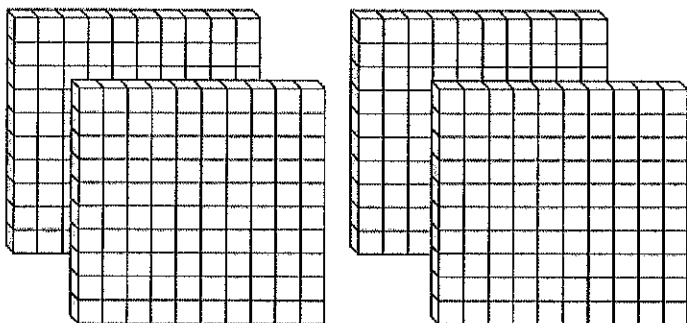
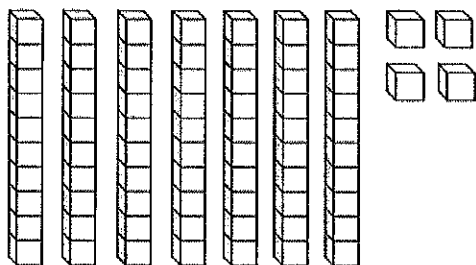
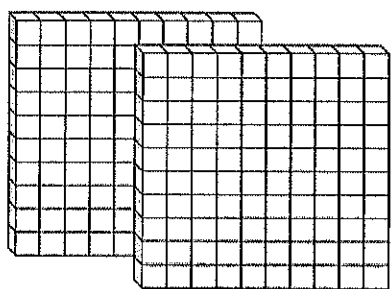
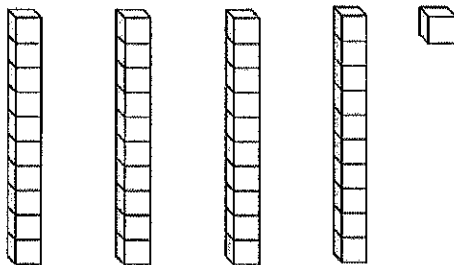
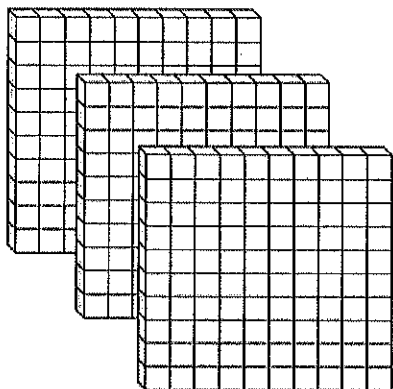
Seth became bored around noon.

# 2.NBT.1 - Understanding Place Value

Name: \_\_\_\_\_

Date: \_\_\_\_\_

Write the number.



Name \_\_\_\_\_

Read the story 3 times for fluency. Color a star each time you read it.



# The Baby Fox

It was Saturday morning. Little Skyler and his dad were riding around in their new black jeep. Suddenly they saw a little animal crossing the road. Dad slowed down the car.

"It's a big squirrel," said Skyler.

"No, it's a baby fox," said Dad.

"But it has a bushy tail," said little Skyler.

"A fox has a bushy tail, too," answered Dad.

Skyler and his dad watched the little fox as it walked in the woods nearby. Then Skyler and his dad kept riding around in their new jeep.

Answer the questions and color the evidence in the text.

1. What did Skyler and his dad do on Saturday morning?

they went on a ride

they went shopping



2. Where was the little fox going?

in a backyard

in the woods



3. Why did Skyler think that the animal he saw was a big squirrel?



\_\_\_\_\_

-----

\_\_\_\_\_

-----

\_\_\_\_\_

## 2.NBT.3 - Read & Write Numbers Within 1000

Name: \_\_\_\_\_

Date: \_\_\_\_\_

Complete the missing boxes from the table.

Number Form	Word Form	Expanded Form
356	three hundred fifty six	$300+50+6$
	nine hundred seventy one	
243		
		$600+90+4$
	seventeen	
319		

Name \_\_\_\_\_

Read the story 3 times for fluency. Color a star each time you read it.



## Jumping on the Bed

It was 10 o'clock at night. Jim was in his bed but he could not fall asleep. He got up and started to jump on his bed. He also did two back flips and three front flips. Jim's mom heard some noises and went to check on Jim. "You need to go back to sleep," said Mom. "I can't sleep!" answered Jim. "You need to close your eyes and count to one hundred," said Mom. "O.K., I'll try," said Jim and went back to bed.



Answer the questions and color the evidence in the text.

1. Why did Jim start to jump on his bed?

- he couldn't fall asleep
- he wanted to wake up his mom



2. How many front flips did Jim do?

- two
- three



3. Why did Mom go to check on Jim?

- because she heard noises
- because she was bored



4. What did Mom tell Jim to do to fall asleep?




\_\_\_\_\_

-----


\_\_\_\_\_

-----

\_\_\_\_\_




Write the  
missing numbers



0	1		3	4	5		7	8	9
10	11		13		15	16		18	19
20		22		24				28	
	31		33		35	36			39
40		42		44	45		47	48	
50		52		54			57		59
60	61		63	64			67	68	
		72	73		75	76		78	79
	81		83	84		86	87	88	
90	91	92		94	95	96		98	99
100					105		107	108	
	111	112	113		115	116	117	118	

Name \_\_\_\_\_

Read the story 3 times for fluency. Color a star each time you read it.



# The Blue Bike

It was the first day of spring break. Little Mary went to visit her grandma and grandpa. Mom went with her. There Mary found a blue old bike in the garage. She showed it to her mom and asked if she can ride it. "You can ride it if you want, but you need to wear a helmet to protect your head," said Mom. Grandma gave Mary a helmet and helped her clean the old bike. Grandpa pumped air in the tires. Mary was so proud of her blue bike!



Answer the questions and color the evidence in the text.

1. When did Mary go to visit her grandma and grandpa?

- in summer
- in spring



2. Where did Mary find the blue bike?

- in the garage
- on the street



3. What did Mom tell Mary to wear?

- a jacket
- a helmet



4. Who helped Mary clean the old bike?

- her mom
- her grandma



5. How did Grandpa help Mary?



\_\_\_\_\_

-----

\_\_\_\_\_

-----

ten more



29

12

33

77

18

54

46

94

15

73

49


40

52

64

Name \_\_\_\_\_

Read the story 3 times for fluency. Color a star each time you read it.




## Leo's First Game

It was Sunday afternoon on a cool fall day. Leo put on his football uniform and went on the bus with his teammates to his first football game. On the bus the coach talked about the game plan with the players. Leo was a little bit nervous. Soon they got to the field and started the warm up. Then the game began. It was a tough game, but Leo's team won by a few points. Leo was so happy!




Answer the questions and color the evidence in the text.

1. How did Leo get to his first football game? 

he rode the bus

he rode in a car

2. Who talked about the game plan with the players? 

the bus driver

the coach

3. What did the players do first when they got to the field? 

they started the game

they warmed up

4. Why was Leo happy at the end of the game? 

\_\_\_\_\_

-----

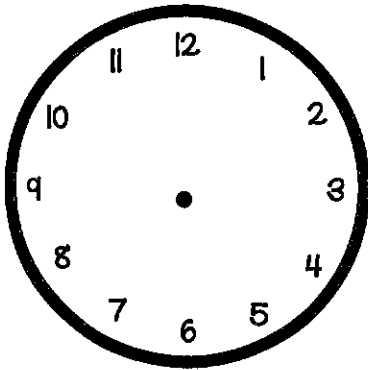
\_\_\_\_\_

-----

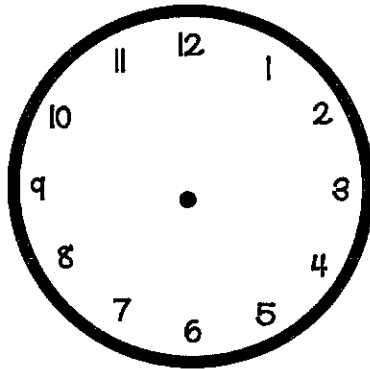
\_\_\_\_\_

# BUILD THE CLOCKS

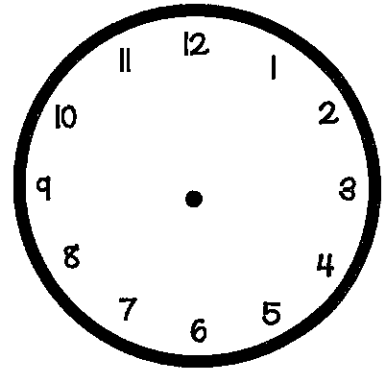
Draw arms on the clocks to show the correct time



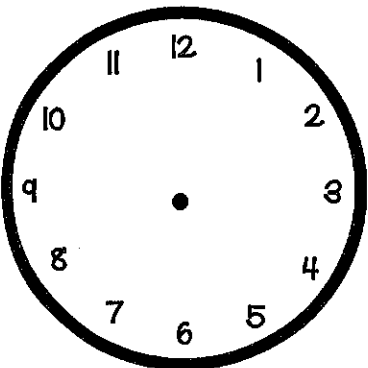
4:00



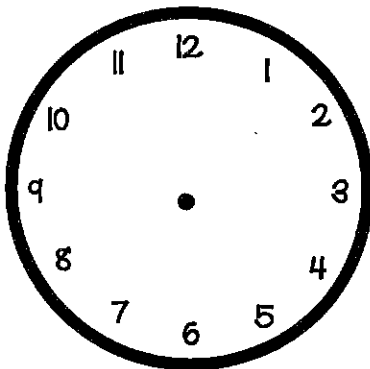
7:30



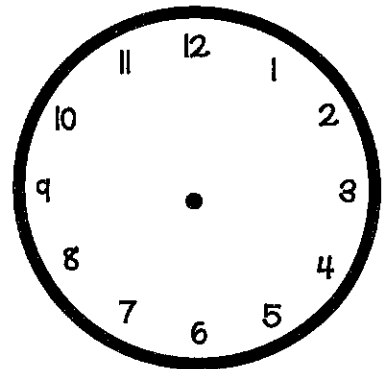
9:00



8:30



12:00




1:30

# Summer

Read the passage. Circle the main idea. Then write two details.

It can get very hot in the summer. It can get too hot to play outside. It may get too hot for people to work outside. You may have to stay inside of the house and play where it is cool. Summer can be very hot.




What is the main idea?

- a. Summer is too short.
- b. It is too hot to work.
- c. The summer can get very hot.


Write two supporting details.

1. \_\_\_\_\_  
\_\_\_\_\_

2. \_\_\_\_\_  
\_\_\_\_\_



# Summer Word Problems



Jill found 9 seashells on the beach and her friend Allie found 6. How many did they find together?

Answer:


Jack has 13 popsicles in his freezer. If 8 of them are blue and the rest are green, how many are green?

Answer:

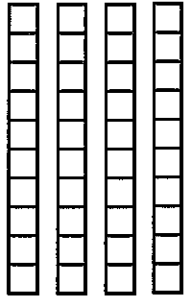
Emma picked 17 strawberries. Then her little brother ate 5 of them. How many strawberries does Emma have left?

Answer:

# HOW MUCH?




+

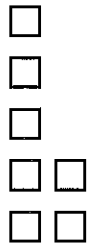


=

\_\_\_\_\_

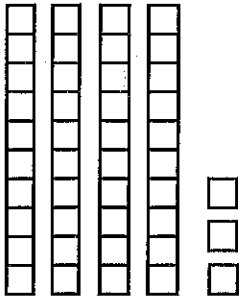


+

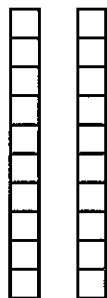


=

\_\_\_\_\_

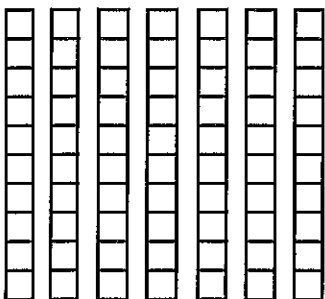


+

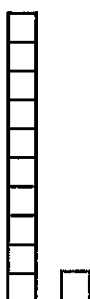


=

\_\_\_\_\_

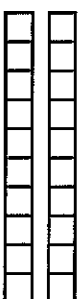


+

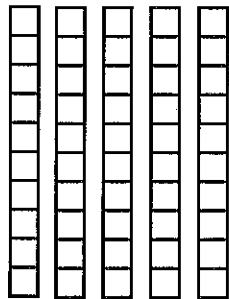


=

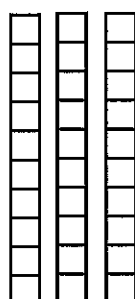
\_\_\_\_\_



+



+




=

\_\_\_\_\_

FARM  
ANIMALS

Name: \_\_\_\_\_  
\_\_\_\_\_  
\_\_\_\_\_

# Hen



A hen is an adult female chicken, turkey, or peacock. A hen lays eggs with hard shells. They sit on a nest of eggs to warm and hatch them, too. When the eggs hatch, chicks are born. A chick is a bird that has just hatched or that is young. You will find many hens on a farm. People keep hens so they can eat or sell their eggs.

1. What is a hen?

\_\_\_\_\_  
\_\_\_\_\_  
\_\_\_\_\_

2. What does a hen lay?

\_\_\_\_\_  
\_\_\_\_\_  
\_\_\_\_\_

3. Why do people keep hens?

\_\_\_\_\_  
\_\_\_\_\_  
\_\_\_\_\_  
\_\_\_\_\_  
\_\_\_\_\_

## 2.NBT.5 - Adding Within 100

Name: \_\_\_\_\_

Date: \_\_\_\_\_

$$\begin{array}{r} 35 \\ + 31 \\ \hline \end{array}$$

$$\begin{array}{r} 87 \\ + 79 \\ \hline \end{array}$$

$$\begin{array}{r} 39 \\ + 85 \\ \hline \end{array}$$

$$\begin{array}{r} 36 \\ + 18 \\ \hline \end{array}$$

$$\begin{array}{r} 29 \\ + 78 \\ \hline \end{array}$$

$$\begin{array}{r} 98 \\ + 76 \\ \hline \end{array}$$

$$\begin{array}{r} 76 \\ + 58 \\ \hline \end{array}$$

$$\begin{array}{r} 17 \\ + 76 \\ \hline \end{array}$$

$$\begin{array}{r} 45 \\ + 32 \\ \hline \end{array}$$

$$\begin{array}{r} 66 \\ + 45 \\ \hline \end{array}$$

$$\begin{array}{r} 19 \\ + 56 \\ \hline \end{array}$$


$$\begin{array}{r} 27 \\ + 65 \\ \hline \end{array}$$

ANIMALS

Name: \_\_\_\_\_

A-Z

# Bear



A bear is a large furry mammal with a short tail. Bears eat plants and animals. They eat plants, honey, insects, fish, and small mammals. There are many kinds of bears. Some types of bears are black bears, brown bears, grizzly bears, and polar bears.

1. What is a bear?

\_\_\_\_\_  
\_\_\_\_\_  
\_\_\_\_\_

2. What do bears eat?

\_\_\_\_\_  
\_\_\_\_\_  
\_\_\_\_\_  
\_\_\_\_\_


3. What are some types of bears?

\_\_\_\_\_  
\_\_\_\_\_  
\_\_\_\_\_

Name \_\_\_\_\_

# Leafy Shapes

Directions: Color the leaf shapes by counting the number of sides.



**3 sides**

**4 sides**

**5 sides**

**0 sides**



Name \_\_\_\_\_

1. Read the text 3 times and color a star after each reading.



## Hannah's Crayons

Hannah received a pack of six crayons for her birthday from her grandpa. She loved her crayons so much that she drew pictures almost every day. She used the yellow crayon to draw the sun and the stars. She used the red crayon to draw hearts and flowers. She used the green crayon to draw plants and the grass. She used the brown crayon to draw a monkey and a grizzly bear. She used the blue crayon to draw the sky and the ocean. She never used the black crayon, though. One day, she took her crayons to school. She showed them to her friend, Kate.

"Can I draw with your crayons, too?" asked Kate.

"You can draw with all the crayons except the black one. I haven't used it yet," added Hannah.

"That's O.K.!" said Kate.

Kate grabbed the red, yellow, blue, brown, and green crayons and started to draw a garden full of trees and flowers.

2. Use evidence in the text to answer each question. Color the evidence.

A. Who gave Hannah a pack of crayons?



---

---

B. What did Hannah draw with her brown crayon?



---

---

C. Why didn't Hannah let Kate draw with the black crayon?



---

---