

Student Name _____

First Grade

Dear Parents,

We are looking forward to the privilege of teaching your child in first grade next year. We have heard about the great growth they have made in kindergarten and want to help them maintain that growth during the summer. The “summer slide” or summer learning loss has been an issue that schools and educational experts are concerned about. We want our students to enjoy their summer while at the same time continuing to hold on to the progress they made during the school year. In hopes of helping your child, we have come up with several activities to complete over the summer.

- Summer reading & math practice packet. *(Please see suggested pacing for work)*
- AR (Accelerated Reader) will be open for the summer. Students may log in and take AR tests on books they read over the summer. **We have also provided a June and July calendar to record the titles of books that the students read over the summer.**
 - **AR website:** <https://global-zone51.renaissance-go.com/welcomeportal/211290>
 - **AR login:** Username – first name.last name (i.e. Jane Smith = jane.smith)
Password – abc



- There are also many apps that can be helpful for skills practice.
 - **Reflex Math** – Your child will use the login provided by their Kindergarten teacher.
 - Starfall
 - ABCya
 - Epic!

****Students are required to complete their summer work packet. These assignments are due by **Friday, August 14th**, and will count as the student's first reading and math grades.**

God Bless,
First Grade Teachers

First Grade Summer Practice Packet Suggested Pacing

- June 1 – 5:** Page 1 & 2
- June 8 – 12:** Page 3 & 4
- June 15 – 19:** Page 5 & 6
- June 22 – 26:** Page 7 & 8
- July 6 – 10:** Page 9 & 10
- July 13 – 17:** Page 11 & 12
- July 20 – 24:** Page 13 & 14

Work to get 5 green lights in Reflex Math. List the dates below.

<https://apps.explorelearning.com/account/reflex/login/student>

Green Light 1 _____

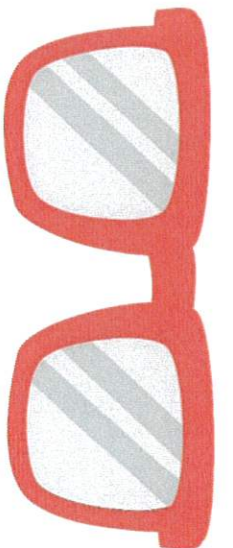
Green Light 2 _____

Green Light 3 _____

Green Light 4 _____

Green Light 5 _____

JUNE



Sunday

Monday

Tuesday

Wednesday

Thursday

Friday

Saturday

1

2

3

4

5

6

7

8

9

10

11

12

13

14

15

16

17

18

19

20

21

22

23

24

25

26


27

28

29

30

JULY

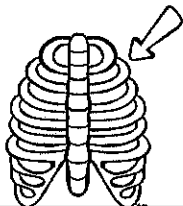


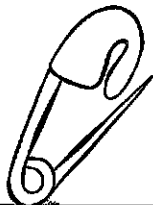



<i>Sunday</i>	<i>Monday</i>	<i>Tuesday</i>	<i>Wednesday</i>	<i>Thursday</i>	<i>Friday</i>	<i>Saturday</i>
			1	2	3	4
5	6	7	8	9	10	11
12	13	14	15	16	17	18
19	20	21	22	23	24	25
26	27	28	29	30	31	

Name _____

CVC Words

Word Ladder



rib

START




Name: _____

TRACE IT

BUILD IT

BREAK IT
APART

16



how many tens?

1

how many ones?

6

13



how many tens?

how many ones?

17



how many tens?

how many ones?


12



how many tens?

how many ones?

15



how many tens?















how many ones?

Name: _____

Date: _____

CVC Rhyming Words

Color the pictures that rhyme with the one on the left.


















THANK YOU for downloading this FREE resource from POINT SIMPLE LANGUAGES.

I hope your students enjoy it. Your feedback is appreciated!!

Name: _____

What's the Missing Number?

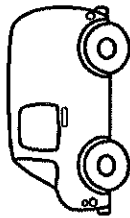
1	2	3	4	5	6	7	8	9	10
11		13	14	15	16	17	18	19	20
21	22	23	24	25		27	28	29	30
31	32	33	34	35	36	37	38	39	
41	42	43	44	45	46	47	48	49	50
51	52	53		55	56	57	58	59	60
61	62	63	64	65	66	67	68		70
71	72	73	74	75	76		78	79	80
81	82	83	84	85		87	88	89	90
	92	93	94	95	96	97	98	99	100

	=	<input type="text"/>		=	<input type="text"/>		=	<input type="text"/>		=	<input type="text"/>
	=	<input type="text"/>		=	<input type="text"/>		=	<input type="text"/>		=	<input type="text"/>


Name _____

Start at the bottom. Write the word that goes with the picture. Change one letter to make a new word that matches the picture. Color the pictures as directed.


GREAT! YOU MADE IT!!



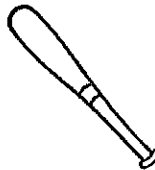
 Change 1 letter to make...



 Change 1 letter to make...



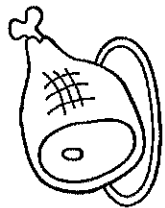
 Change 1 letter to make...



 Change 1 letter to make...



 Change 1 letter to make...



h _____

Climb the Word Ladder

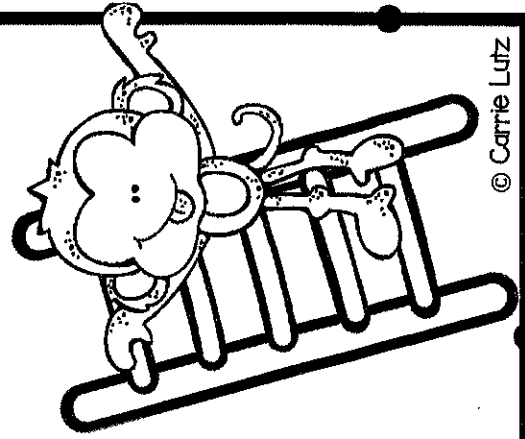
Short a

Rhyming Words

Write the rhyming words from the word ladder.

Color Pictures Red -at	Color Pictures Blue -an

Color Pictures Yellow Nothing Rhymes	



Name: _____

TRACE IT

BUILD IT

BREAK IT APART

4

how many tens?

how many ones?

2

how many tens?

how many ones?

8

how many tens?

how many ones?

11

how many tens?

how many ones?

9




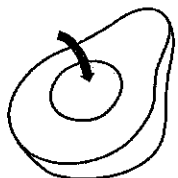
how many tens?

how many ones?

Name _____

CVC Words

Word Ladder



hut

START



MISSING NUMBERS



Name: _____

1	2		4	5		7		9	10
11		13	14		16	17	18		20
21	22		24			27	28		30
31		33	34	35	36		38	39	40
41	42	43	44		46	47			50
	52		54	55		57	58	59	60
61		63		65		67	68		70
71		73	74	75		77	78	79	
81	82	83		85	86	87		89	90
	92		94	95		97	98	99	100






Name: _____

Cut out the pictures and put them in order.
Answer the questions.

Picture here 1	Picture here 2	Picture here 3	Picture here 4
The men have a fox and a hen.	They are Ben the fox and Jen the hen.	Ben likes to sleep in his den.	And Jen likes to play with her ten chicks in the pen.

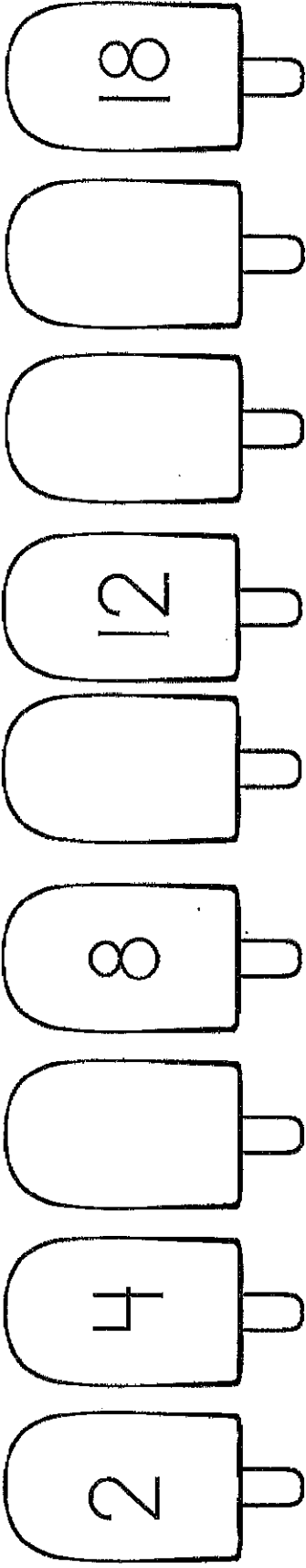
- Jen is a _____ and _____ is a fox.
- Where does Ben like to sleep?
 in the den on the sand in the pen
- How many chicks does Jen have?
 two six ten



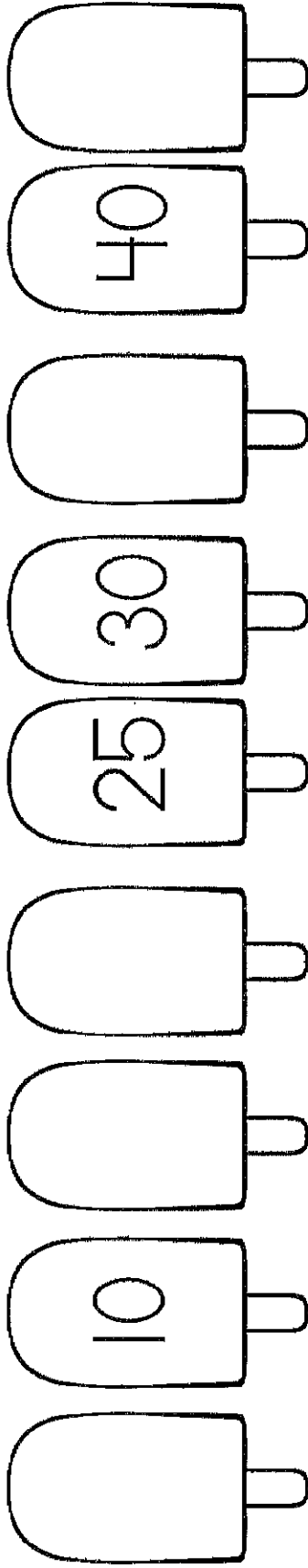
SKIP COUNTING

Skip count by 2s, 5s, and 10s. Fill in the popsicles with the missing numbers.

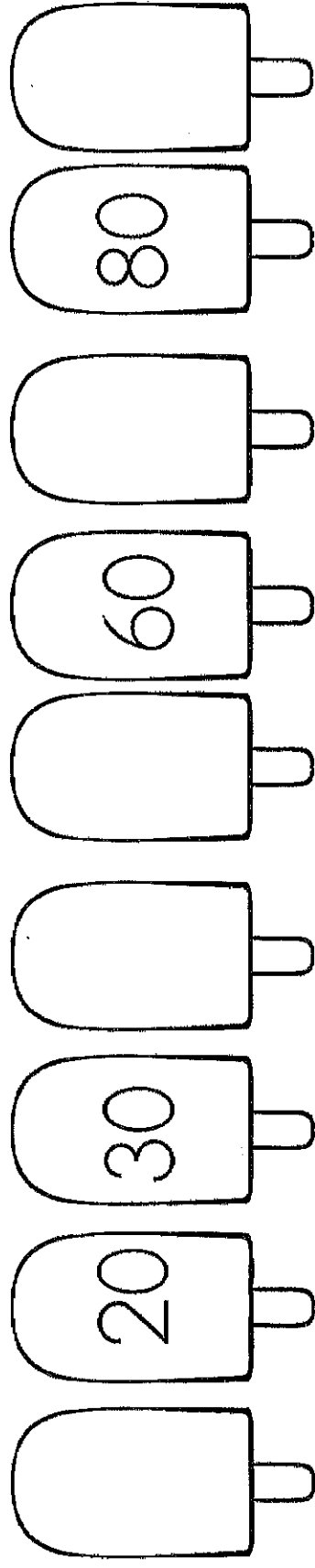
2^s



5^s



10^s



-um

Yum! I Like Gum!

Yum! I like gum!

I like to chew gum.


I like to chew gum and hum.

My mum has gum.

She gives me some.

Yum! Yum!

I like to chew gum!



1. I like _____.

- plums
- gum
- buns

2. I like to chew and _____.

- run
- play
- hum

3. She gives me _____.

- some
- plums
- jam

4. Who has gum?

.....



Name _____

What's Missing?

Find the missing number to make 10.

$$6 + \square = 10$$

$$\square + 7 = 10$$

$$5 + \square = 10$$

$$\square + 1 = 10$$

$$8 + \square = 10$$

$$\square + 5 = 10$$

$$3 + \square = 10$$


$$\square + 2 = 10$$

$$9 + \square = 10$$

$$\square + 0 = 10$$

$$4 + \square = 10$$

$$\square + 4 = 10$$



Name: _____

Cut out the pictures and put them in order.
Answer the questions.

I am a cop.	I have a bunny. Its name is Pop. It loves to hop.	It has a top. It can hop over the top.	It has a mop. It can hop over the mop. Hop! Hop! Hop!



1. What is the name of my bunny?

- Pop
 Hop
 Cop

2. What does my bunny love to do?

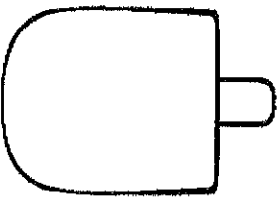
- to mop
 to hop
 to top

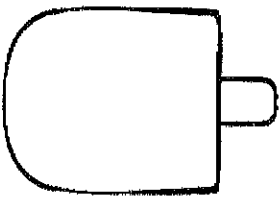
3. My bunny can hop over the top and the _____.

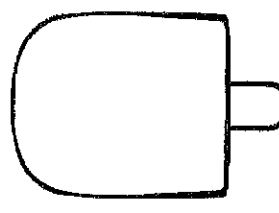


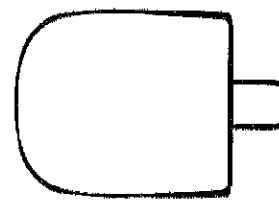
ADDITION WITHIN 5

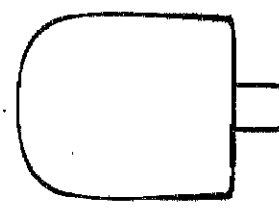
Find the Sum!

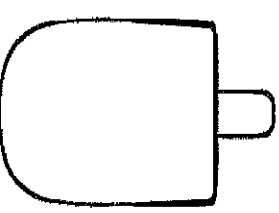
$$\begin{array}{r} 0 \\ + 1 \\ \hline \end{array}$$


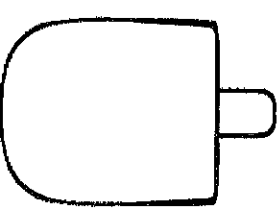
$$\begin{array}{r} 2 \\ + 3 \\ \hline \end{array}$$


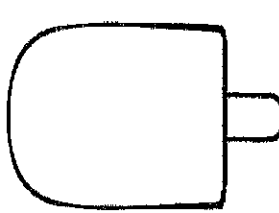
$$\begin{array}{r} 2 \\ + 0 \\ \hline \end{array}$$


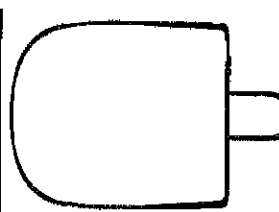
$$\begin{array}{r} 0 \\ + 5 \\ \hline \end{array}$$


$$\begin{array}{r} 2 \\ + 2 \\ \hline \end{array}$$


$$\begin{array}{r} 4 \\ + 1 \\ \hline \end{array}$$


$$\begin{array}{r} 0 \\ + 3 \\ \hline \end{array}$$


$$\begin{array}{r} 1 \\ + 2 \\ \hline \end{array}$$


$$\begin{array}{r} 0 \\ + 2 \\ \hline \end{array}$$


$$\begin{array}{r} 1 \\ + 3 \\ \hline \end{array}$$
