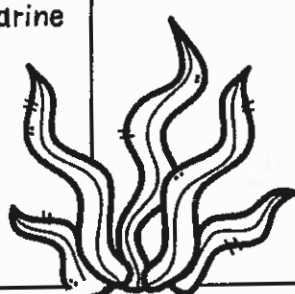


DAILY ACTIVITY CALENDAR

Sun	Mon	Tue	Wed	Thu	Fri	Sat
	Sink or float. Get a bucket of water and see which toys sink and which float.	Help your child write their name 3xs. Show them how to hold their pencil properly.	Practice counting to 10 with your child. Count toys, snack treats, crayons, etc.	Read a book with your child. Pause during parts and ask your child to predict what will happen next.	Let your child help you make a snack.	
	Body part count. Count how many legs, toes, hands, fingers, shoulders, eyes, etc. you have?	Read a book with your child. When you are done, help your child retell the story.	Help your child color a picture of their favorite summer food. Discuss what they've drawn.	Go for a walk and search for insects. Describe them to your child. Are they big, little, round, long, etc.?	Take a trip to the library and check out a book about sea creatures.	
	Go on a nature walk around the neighborhood and talk with your child about what you see.	Cutting. Work on fine motor skills by cutting out pictures from ads, magazines, newspapers, etc.	Sing the alphabet with your child. Pause every once in a while to see if your child can finish the song.	During snack time, use cereal or trail mix to make simple patterns.	Play Simon Says with your child to help them work on their listening skills.	
	Help your child color a picture of their favorite sea animal. Ask them to tell you about their picture.	Leaf collage: collect leaves outside and glue them onto paper to make a nature scene	Write #s 1-5 and cut them out. Help your child put them in order and glue them onto a paper.	Read a book with your child and label the pictures in the book. Help them retell the story.	Take a trip to the library and check out a marine themed book.	

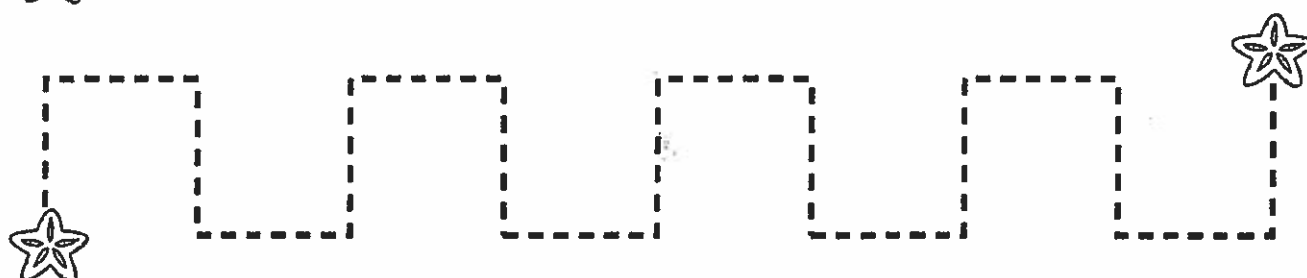
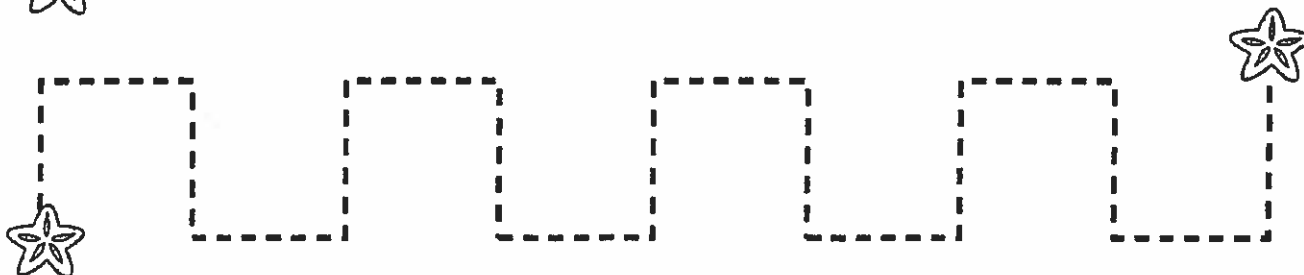
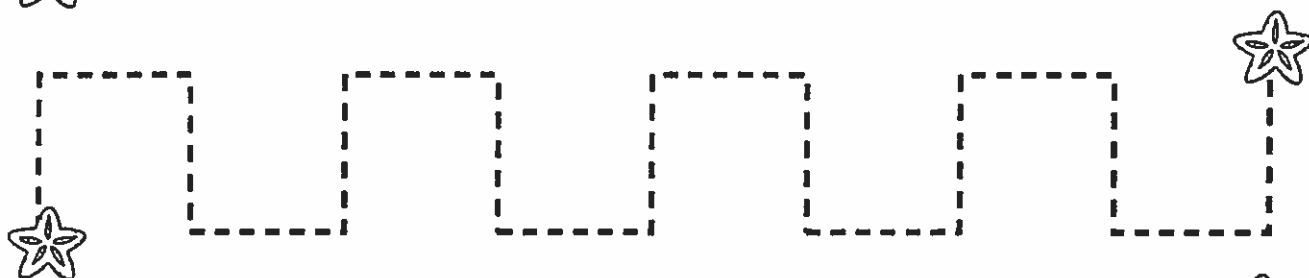
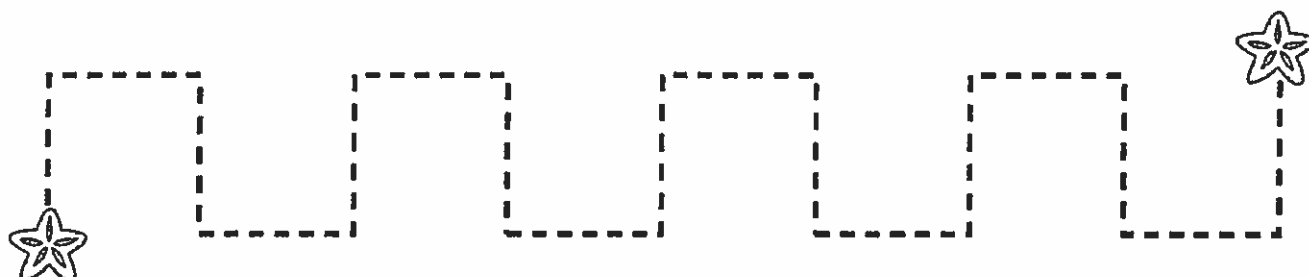
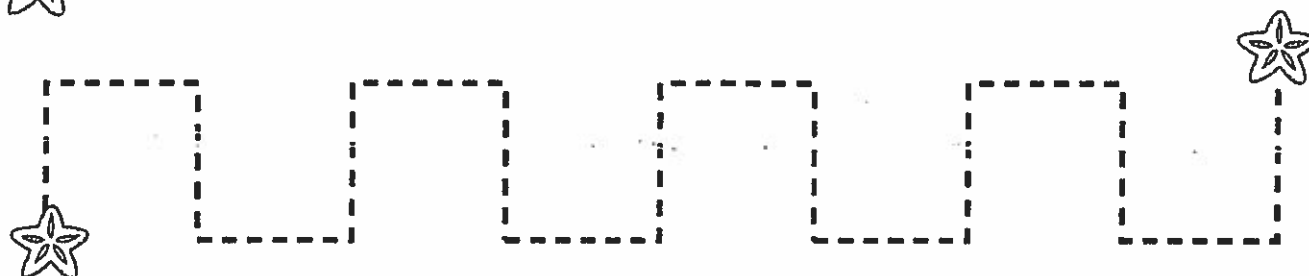
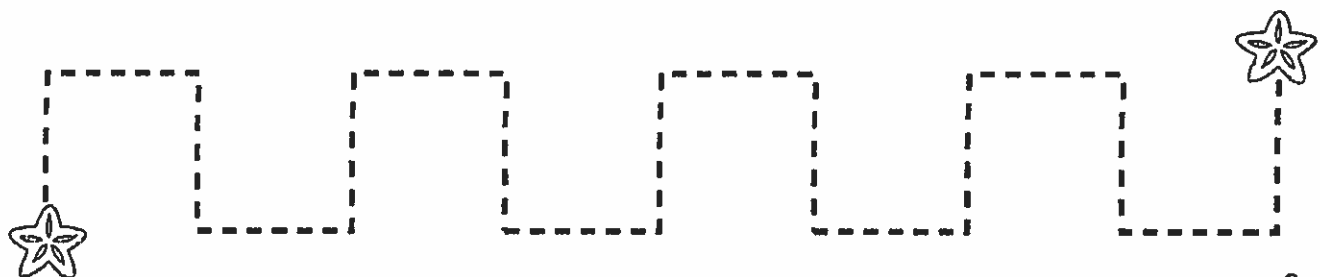
Directions: trace the straight lines.

Name: _____



Directions: trace the patterned lines.

Name: _____






Directions: trace the straight lines.




Name: _____



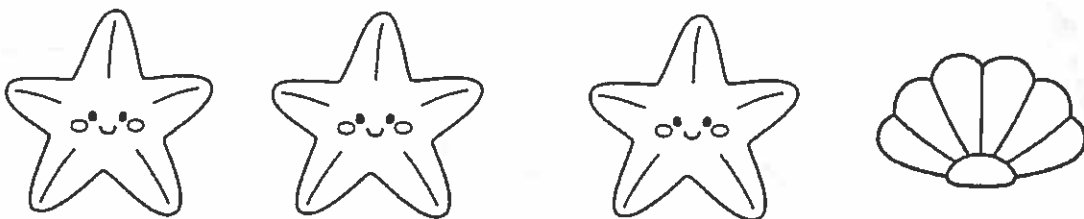


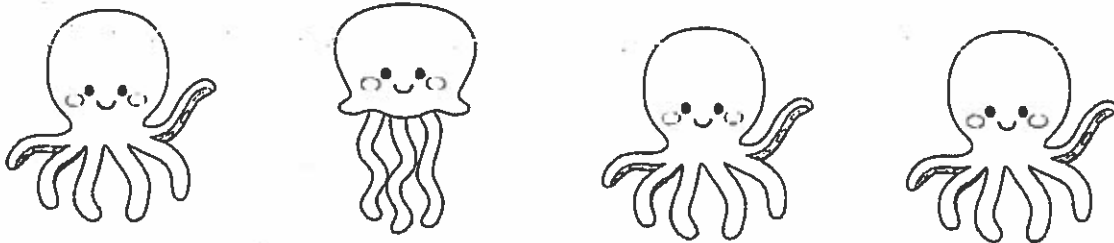
Directions: cut along the lines and stop at the shells.




Directions: cut along the lines and stop at the crabs.



Directions: circle the picture that is different.



Directions: fill in the blanks with the correct number.




1 2

4 6


7

9


Directions: trace the words then
color the pictures.



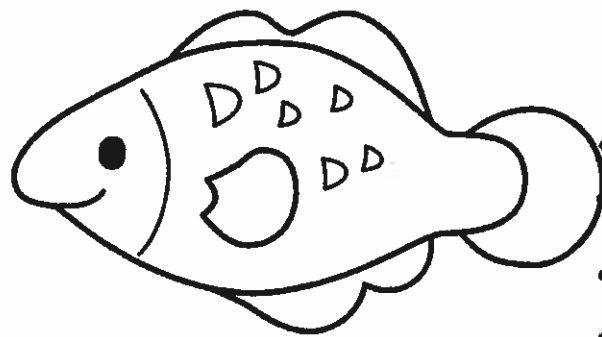
shell



squid




star

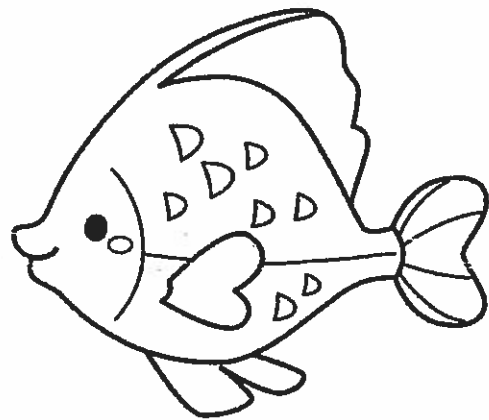


fish


Directions: trace the words then
color the pictures.




crab



fish




whale





shark

Directions: color the crab.




Directions: color the whale.





Directions: find the shapes and
color them.



Directions: circle as many letters as you can find

y.