

Student Name _____

First Grade

Dear Parents,

We are looking forward to the privilege of teaching your child in first grade next year. We have heard great things about the growth that they made in kindergarten and want to help them maintain that growth during the summer. The “summer slide” or summer learning loss has been an issue schools and educational experts have been concerned about for a while. We want our students to enjoy their summer while at the same time continuing to hold on to the progress that they made during the school year. In hopes of helping your child, we have come up with several activities to complete over the summer.

- Summer reading & math practice packet. (***Please see suggested pacing for work**)
- AR (Accelerated Reader) will be open for the summer. Students may log in and take AR tests on books that they read over the summer. **We have also provided a June and July calendar to record the titles of books that the students read over the summer.**
 - **AR website:** <https://global-zone51.renaissance-go.com/welcomeportal/211290>
 - **AR login:** Username – first name.last name (i.e. Jane Smith = jane.smith),
Password – abc



- There are also many apps that can be helpful for skills practice.
 - Reflex Math – Your child will use the login provided by their Kindergarten teacher.
 - Starfall
 - ABCya
 - Epic!

The reading & math packet should be turned in by Friday, August 16th. Have a wonderful Summer. We can't wait to meet you in August!

God Bless,
First Grade Teachers

First Grade Summer Practice Packet Suggested Pacing

€ June 3 – 7: Page 1 & 2

€ June 10 – 14: Page 3 & 4

€ June 17 – 21: Page 5 & 6

€ June 24 – 28: Page 7 & 8

€ July 8 – 12: Page 9 & 10

€ July 15 – 19: Page 11 & 12

€ July 22 – 26: Page 13 & 14

Work to get 5 green lights in Reflex Math. List the dates below.

<https://apps.explorelearning.com/account/reflex/login/student>

Green Light 1 _____

Green Light 2 _____

Green Light 3 _____

Green Light 4 _____


Green Light 5 _____

JUNE



Sunday	Monday	Tuesday	Wednesday	Thursday	Friday	Saturday
						1
2	3	4	5	6	7	8
9	10	11	12	13	14	15
16	17	18	19	20	21	22
23	24	25	26	27	28	29
30						

JULY

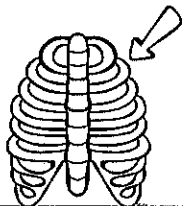



Sunday	Monday	Tuesday	Wednesday	Thursday	Friday	Saturday
	1	2	3	4	5	6
7	8	9	10	11	12	13
14	15	16	17	18	19	20
21	22	23	24	25	26	27
28	29	30	31			

Name _____

CVC Words

Word Ladder

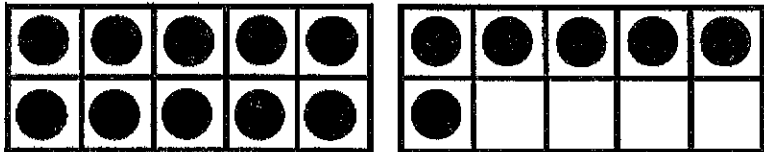






rib

START



Name: _____














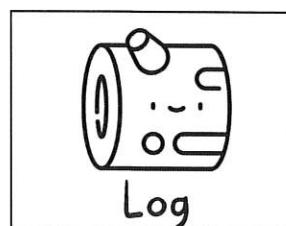


TRACE IT	BUILD IT	BREAK IT APART
16		how many tens? <u>1</u> how many ones? <u>6</u>
13		how many tens? <u> </u> how many ones? <u> </u>
17		how many tens? <u> </u> how many ones? <u> </u>
12		how many tens? <u> </u> how many ones? <u> </u>
15		how many tens? <u> </u> how many ones? <u> </u>

Name: _____

Date: _____

CVC Rhyming Words

Color the pictures that rhyme with the one on the left.



















THANK YOU for downloading this FREE resource from POINT SIMPLE LANGUAGES.

I hope your students enjoy it. Your feedback is appreciated!!

Name: _____

What's the Missing Number?

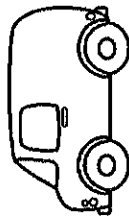
1	2	3	4	5	6	7	8	9	10
11		13	14	15	16	17	18	19	20
21	22	23	24	25		27	28	29	30
31	32	33	34	35	36	37	38	39	
41	42	43	44	45	46	47	48	49	50
51	52	53		55	56	57	58	59	60
61	62	63	64	65	66	67	68		70
71	72	73	74	75	76		78	79	80
81	82	83	84	85		87	88	89	90
	92	93	94	95	96	97	98	99	100

	=	<input type="text"/>		=	<input type="text"/>		=	<input type="text"/>		=	<input type="text"/>
	=	<input type="text"/>		=	<input type="text"/>		=	<input type="text"/>		=	<input type="text"/>


Name _____

Start at the bottom. Write the word that goes with the picture. Change one letter to make a new word that matches the picture. Color the pictures as directed.


GREAT! YOU MADE IT!!



Change 1 letter to make...



Change 1 letter to make...



Change 1 letter to make...



Change 1 letter to make...



Change 1 letter to make...



h

1

Climb the Word Ladder

Short a


Rhyming Words

Write the rhyming words from the word ladder.

Color Pictures Red -at	Color Pictures Blue -an

Color Pictures Yellow

Nothing Rhymes



Name: _____

TRACE IT

BUILD IT

BREAK IT
APART

14

how many tens?

how many ones?

12

how many tens?

how many ones?

18

how many tens?

how many ones?

11

how many tens?

how many ones?

19



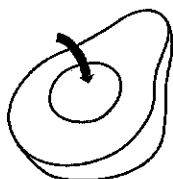
how many tens?

how many ones?

Name _____

CVC Words

Word Ladder



hut

START







MISSING NUMBERS




Name: _____

1	2		4	5		7		9	10
11		13	14		16	17	18		20
21	22		24			27	28		30
31		33	34	35	36		38	39	40
41	42	43	44		46	47			50
	52		54	55		57	58	59	60
61		63		65		67	68		70
71		73	74	75		77	78	79	
81	82	83		85	86	87		89	90
	92		94	95		97	98	99	100

			
The men have a fox and a hen.	They are Ben the fox and Jen the hen.	Ben likes to sleep in his den.	And Jen likes to play with her ten chicks in the pen.

1. Jen is a _____ and _____ is a fox.
2. Where does Ben like to sleep?
☐ in the den ☐ on the sand ☐ in the pen
3. How many chicks does Jen have?
☐ two ☐ six ☐ ten



SKIP COUNTING

Skip count by 2s, 5s, and 10s. Fill in the popsicles with the missing numbers.

2_s

2	4		8		12			18
---	---	--	---	--	----	--	--	----

5_s

	10				25	30		40
--	----	--	--	--	----	----	--	----

10_s

	20	30			60		80	
--	----	----	--	--	----	--	----	--

-um

Yum! I Like Gum!

Yum! I like gum!

I like to chew gum.


I like to chew gum and hum.

My mum has gum.

She gives me some.

Yum! Yum!

I like to chew gum!



1. I like ____.

☐ plums

☐ gum

☐ buns

2. I like to chew and ____.

☐ run

☐ play

☐ hum

3. She gives me ____.

☐ some

☐ plums

☐ jam

4. Who has gum?

.....



Name _____

What's Missing?

Find the missing number to make 10.

$$6 + \square = 10$$

$$5 + \square = 10$$

$$8 + \square = 10$$

$$3 + \square = 10$$

$$9 + \square = 10$$

$$4 + \square = 10$$

$$\square + 7 = 10$$


$$\square + 1 = 10$$

$$\square + 5 = 10$$

$$\square + 2 = 10$$





$$\square + 0 = 10$$

$$\square + 4 = 10$$



Name: _____

Cut out the Pictures and Put them in order.
Answer the questions.

			
I am a cop.	I have a bunny. Its name is Pop. It loves to hop.	It has a top. It can hop over the top.	It has a mop. It can hop over the mop. Hop! Hop! Hop!




1. What is the name of my bunny?

☐ Pop ☐ Hop ☐ Cop

2. What does my bunny love to do?

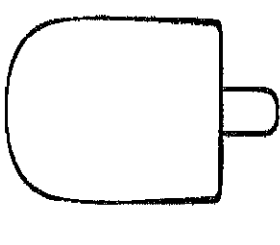
☐ to mop ☐ to hop ☐ to top

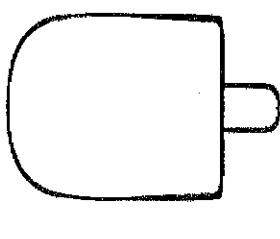
3. My bunny can hop over the top and the _____.

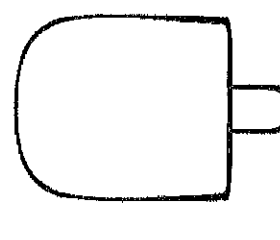


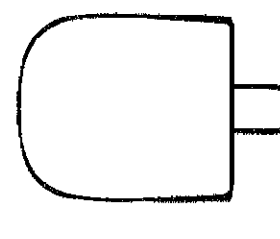
ADDITION WITHIN 5

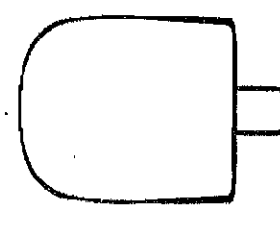
Find the Sum!

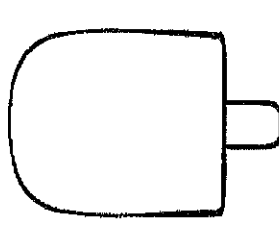
$$\begin{array}{r} 0 \\ + 1 \\ \hline \end{array}$$


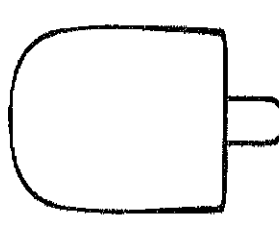
$$\begin{array}{r} 2 \\ + 3 \\ \hline \end{array}$$


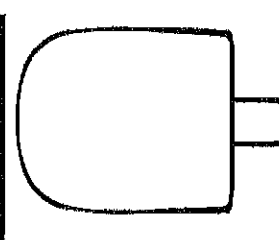
$$\begin{array}{r} 2 \\ + 0 \\ \hline \end{array}$$


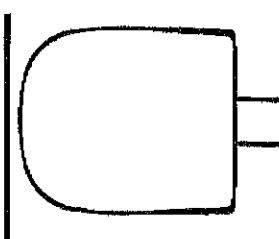
$$\begin{array}{r} 0 \\ + 5 \\ \hline \end{array}$$


$$\begin{array}{r} 2 \\ + 2 \\ \hline \end{array}$$


$$\begin{array}{r} 4 \\ + 1 \\ \hline \end{array}$$


$$\begin{array}{r} 0 \\ + 3 \\ \hline \end{array}$$


$$\begin{array}{r} 1 \\ + 2 \\ \hline \end{array}$$


$$\begin{array}{r} 0 \\ + 2 \\ \hline \end{array}$$


$$\begin{array}{r} 1 \\ + 3 \\ \hline \end{array}$$
