

Student Name: _____

Entering Second Grade

Dear Parents,

We are so proud of the academic growth our students have made this school year and the hard work they have done! The “summer slide,” or summer learning loss, is a real issue that can affect your child. We want our students to enjoy their summer while, at the same time, continue to hold onto the progress they made during the school year.

Attached is a packet of practice skill pages. Students need to complete SIX Reflex green lights for the summer, as well. Though the suggested pacing guide is not a requirement for completion, spaced practice is much more beneficial to fending off the “summer slide” than trying to complete all the work into a short period of time at the end of the summer. Continued reading and math practice strengthens students’ fluency and comprehension.

Accelerated Reader (AR) will be open for the summer for students to take practice tests. Reading over the summer is one of the most important activities you can do with your child. It is important that students are reading books on their level and not choosing books that are too easy or way too hard. Below are the recommended book levels for your child. You can look up the level of a book on arbookfind.com.

- AR Website: <https://global-zone51.renaissance-go.com/welcomeportal/211290>
- AR Login:
 - Username: firstname.lastname (i.e. John Smith = john.smith)
 - Password: abc

Recommended Book Levels: _____

Students are **required** to complete their summer work packet and SIX Reflex Math green lights. These assignments will be due during the first week of school and will count as the student’s first reading and math grades.

Summer Challenge: (Optional)

Complete all of these additional “above and beyond” activities to receive a prize when we return to school!

Read a:

- **Biography:** Guardian’s initials _____ Date _____
- **Poetry Book:** Guardian’s initials _____ Date _____
- **Magazine:** Guardian’s initials _____ Date _____
- **Nonfiction book:** Guardian’s initials _____ Date _____
- **Fiction book:** Guardian’s initials _____ Date _____

God bless, and have a wonderful summer! I can’t wait to see you in August!

-Mrs. Downing


Flex Second Grade Summer Practice Packet Suggested Pacing

- First week of June: Pages 1-2
- Second week of June: Pages 3-4
- Third week of June: Pages 5-6
- Fourth week of June: Pages 7-8
- Second week of July: Pages 9-10
- Third week of July: Pages 11-12
- Fourth week of July: Pages 13-15

AR Login QR Code



***Students must get 6 green lights in Reflex Math over the summer. Color in a star each time a student gets a green light. (Website: <https://www.reflexmath.com/>)



Dear Parents,

Addition and subtraction math fact fluency is vitally important to 2nd grade and beyond math skills. It is important that students can automatically recall their facts from 0-12 quickly. Students have from now until the beginning of 2nd grade to **earn six Reflex green lights** in Reflex Math. **If they have not reached this benchmark by that time, please understand that weekly math facts homework will be required in 2nd grade to get them up to pace.**

Feel free to add extra practice measures over the summer, such as traditional flash cards. Pull out all the flash cards that your child knows, and practice 5-7 unknown facts until your child knows them, adding in a few more new facts each week.

Your child's fact fluency can be checked in Reflex in the student or parent portal. When your child logs into Reflex, their percentage of Fluency shows up. The specific facts that your child can answer fluently can be seen on their account after they complete the initial games. When they make it to their island, click on the avatar in the bottom right corner. Then, click on the icon with four squares, which will bring up a pyramid of facts mastered.

Login information for Reflex Math can be found below. Thank you for supporting your child in this important academic milestone!

God bless,
Mrs. Downing

Reflex Math Login Information

Website: <https://apps.explorellearning.com/account/el/login/student>

Teacher's Username: alisha.downing

Student Username: _____

Student Password: _____

Name: _____

Date: _____

Sequencing Reading Passages

Directions: Read each passage, answer the questions.

A Beach Day

Cindy and Laura went to the beach with their mom. To start with, they ran up and down the sandy beach. After that, they all had a picnic. They ate fruit, chicken, rice and they sipped on their fruit punch. Then, they built a sandcastle. The sky turned dark. "It's time to go, girls," said mom.

What happened at the **END** of the story?

What happened **FIRST** in the story? 

- Cindy and Laura went to the beach.
- They had a picnic on the beach.
- The sky turned dark.

What happened **AFTER** Cindy and Laura built a sandcastle? 

Use numbers 1-4 to put the events of the story in order.

<input type="checkbox"/>	They sky turned dark.
<input type="checkbox"/>	They ran up and down the beach.
<input type="checkbox"/>	They had a picnic.
<input type="checkbox"/>	Cindy and Laura went to the beach.

2.NBT.1 - Understanding Place Value

Name: _____

Date: _____

Write the value of the underlined number.

358 ---

107 ---

899 ---

282 ---

298 ---

882 ---

361 ---

381 ---

818 ---

805 ---

67 ---

112 ---

Name: _____

Date: _____

Sequencing Reading Passages

Directions: Read each passage, answer the questions.

A Long Letter



Seth was feeling ill, so he stayed home from school. Around noon, Seth became bored. He opened his backpack, took out a pencil and began to write to his friend Noah. Seth started with his **greeting** and the **date**. Next, he wrote the **body** of his letter. Then, he wrote the **closing** of his letter. Finally, Seth **signed** his name at the bottom of the letter and placed the letter inside his backpack.

What happened **FIRST** in the story?

What happened **LAST** in the story?

- Seth signed his letter and put it in his backpack.
- Seth wrote a greeting and the date.
- Seth wrote the body of his letter.

What happened **AFTER** Seth got bored?

Use numbers 1-4 to put the events of the story in order.

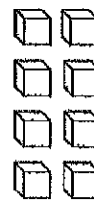
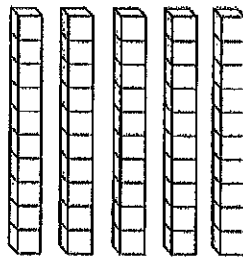
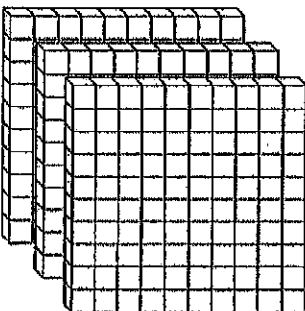
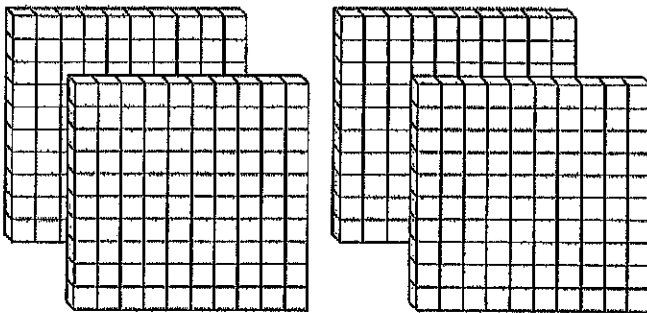
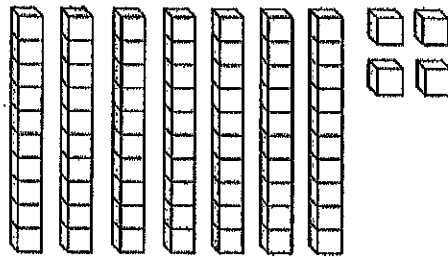
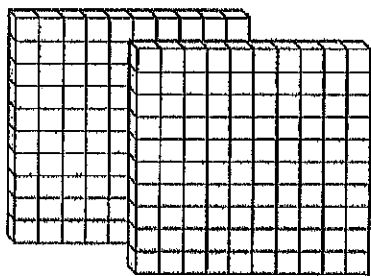
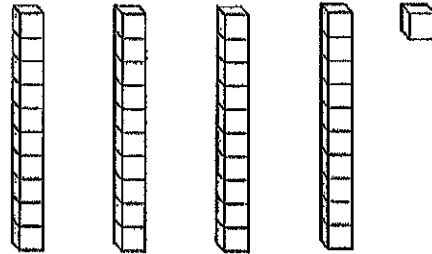
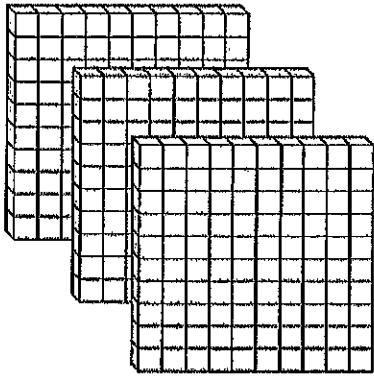
<input type="checkbox"/>	Seth signed his name on the letter.
<input type="checkbox"/>	Seth was feeling ill and stayed home
<input type="checkbox"/>	Seth wrote his closing in the letter.
<input type="checkbox"/>	Seth became bored around noon.

2.NBT.1 - Understanding Place Value

Name: _____

Date: _____

Write the number.



Name _____

Read the story 3 times for fluency. Color a star each time you read it.



The Baby Fox

It was Saturday morning. Little Skyler and his dad were riding around in their new black jeep. Suddenly they saw a little animal crossing the road. Dad slowed down the car. "It's a big squirrel," said Skyler. "No, it's a baby fox," said Dad. "But it has a bushy tail," said little Skyler. "A fox has a bushy tail, too," answered Dad. Skyler and his dad watched the little fox as it walked in the woods nearby. Then Skyler and his dad kept riding around in their new jeep.



Answer the questions and color the evidence in the text.

1. What did Skyler and his dad do on Saturday morning?

they went on a ride

they went shopping



2. Where was the little fox going?

in a backyard

in the woods



3. Why did Skyler think that the animal he saw was a big squirrel?



2.NBT.3 - Read & Write Numbers Within 1000

Name: _____

Date: _____

Complete the missing boxes from the table.

Number Form	Word Form	Expanded Form
356	three hundred fifty six	$300+50+6$
	nine hundred seventy one	
243		
		$600+90+4$
	seventeen	
319		

Name _____

Read the story 3 times for fluency. Color a star each time you read it.



Jumping on the Bed

It was 10 o'clock at night. Jim was in his bed but he could not fall asleep. He got up and started to jump on his bed. He also did two back flips and three front flips. Jim's mom heard some noises and went to check on Jim.

"You need to go back to sleep," said Mom.

"I can't sleep!" answered Jim.

"You need to close your eyes and count to one hundred," said Mom.

"O.K., I'll try," said Jim and went back to bed.

Answer the questions and color the evidence in the text.

1. Why did Jim start to jump on his bed?

he couldn't fall asleep



he wanted to wake up his mom

2. How many front flips did Jim do?

two

three



3. Why did Mom go to check on Jim?


because she heard noises

because she was bored




4. What did Mom tell Jim to do to fall asleep?






Write the
missing numbers



0	1		3	4	5		7	8	9
10	11		13		15	16		18	19
20		22		24				28	
	31		33		35	36			39
40		42		44	45		47	48	
50		52		54			57		59
60	61		63	64			67	68	
		72	73		75	76		78	79
	81		83	84		86	87	88	
90	91	92		94	95	96		98	99
100					105		107	108	
	111	112	113		115	116	117	118	

Name _____



Read the story 3 times for fluency. Color a star each time you read it.

The Blue Bike

It was the first day of spring break. Little Mary went to visit her grandma and grandpa. Mom went with her. There Mary found a blue old bike in the garage. She showed it to her mom and asked if she can ride it.

"You can ride it if you want, but you need to wear a helmet to protect your head," said Mom. Grandma gave Mary a helmet and helped her clean the old bike. Grandpa pumped air in the tires. Mary was so proud of her blue bike!



Answer the questions and color the evidence in the text.

1. When did Mary go to visit her grandma and grandpa?

in summer

in spring



2. Where did Mary find the blue bike?

in the garage

on the street



3. What did Mom tell Mary to wear?

a jacket

a helmet



4. Who helped Mary clean the old bike?

her mom

her grandma



5. How did Grandpa help Mary?



ten more



29

12

33

77

18

54

46

94

15

73

49


40

52

64

Name _____


Read the story 3 times for fluency. Color a star each time you read it.



Leo's First Game


It was Sunday afternoon on a cool fall day. Leo put on his football uniform and went on the bus with his teammates to his first football game. On the bus the coach talked about the game plan with the players. Leo was a little bit nervous. Soon they got to the field and started the warm up. Then the game began. It was a tough game, but Leo's team won by a few points. Leo was so happy!

Answer the questions and color the evidence in the text.

1. How did Leo get to his first football game? 

he rode the bus

he rode in a car

2. Who talked about the game plan with the players? 

the bus driver

the coach

3. What did the players do first when they got to the field? 

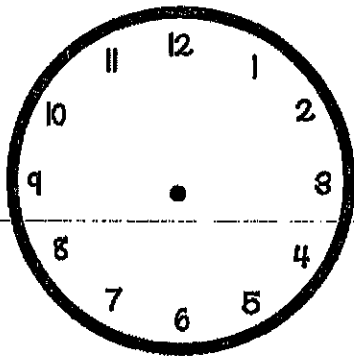
they started the game

they warmed up

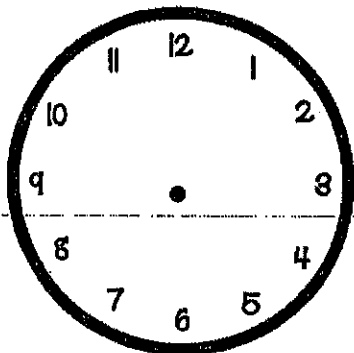
4. Why was Leo happy at the end of the game? 

BUILD THE CLOCKS

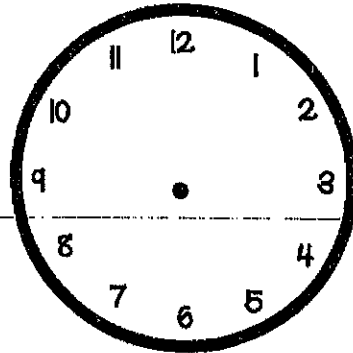
Draw arms on the clocks to show the correct time



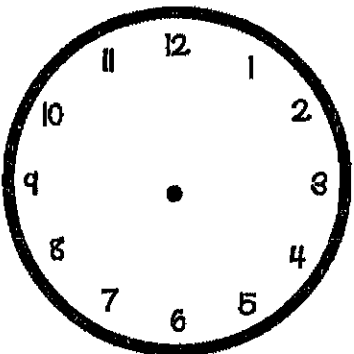
4:00



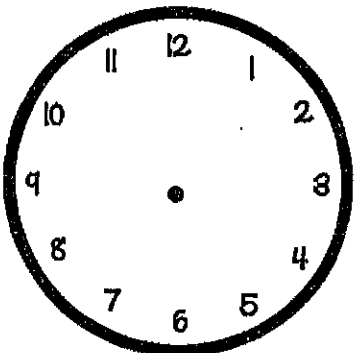
7:30



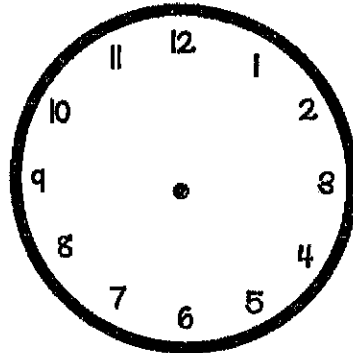
9:00



8:30



12:00



1:30


Name _____

Summer

Main Idea

Read the passage. Circle the main idea. Then write two details.

It can get very hot in the summer. It can get too hot to play outside. It may get too hot for people to work outside. You may have to stay inside of the house and play where it is cool. Summer can be very hot.




What is the main idea?

- a. Summer is too short.
- b. It is too hot to work.
- c. The summer can get very hot.


Write two supporting details.

1. _____

2. _____



Summer Word Problems



Jill found 9 seashells on the beach and her friend Allie found 6. How many did they find together?

Answer:


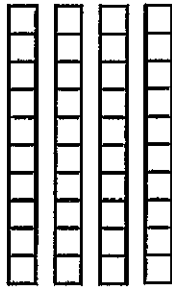
Jack has 13 popsicles in his freezer. If 8 of them are blue and the rest are green, how many are green?



Answer:

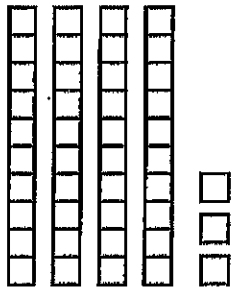
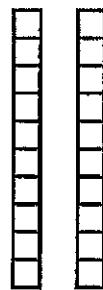
Emma picked 17 strawberries. Then her little brother ate 5 of them. How many strawberries does Emma have left?

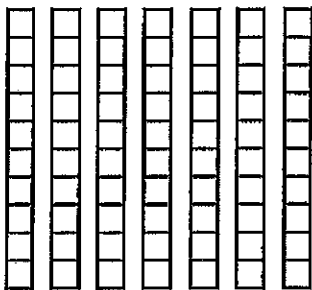

Answer:

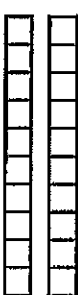
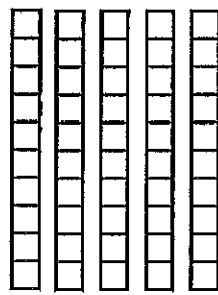
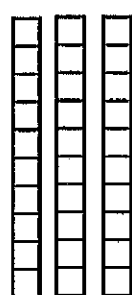
HOW MUCH?

 $+$  $=$ _____

 $+$  $=$ _____

 $+$  $=$ _____

 $+$  $=$ _____

 $+$  $+$  $=$ _____